



P-2 VOLLEYBALL • Match result



2010 FIVB World Grand Prix
Pool G - Hong Kong, CHN

Match: 39 **Date:** 21.08.2010 **Spectators:** 6'130
City: Hong Kong, China
Hall: Hong Kong Coliseum
Match duration: **Start:** 13:25 **End:** 14:34 **Total:** 1:09

| Teams | Sets | 1 | 2 | 3 | 4 | 5 | Total |
|---------------------|------|------|------|------|---|---|-------|
| THA | 0 | 16 | 16 | 16 | | | 48 |
| USA | 3 | 25 | 25 | 25 | | | 75 |
| Set duration | | 0:21 | 0:21 | 0:21 | | | 1:03 |

Referees: LEE Heung Fai (HKG) & HAFEZ Magdy Aly (EGY)

| THA • Thailand | | 1 | 2 | 3 | 4 | 5 | Pts |
|----------------|---------------------|---|---|---|---|---|-----|
| 1 | L Pannoy Piyanut | | L | L | L | | |
| 4 | Bamrungsuk Hattaya | ■ | ■ | | | | 1 |
| 5 | Thinkaow Pleumjit | ■ | ■ | ■ | | | 5 |
| 6 | Sittirak Onuma | ■ | ■ | ■ | | | 9 |
| 8 | Kaensing Utaiwan | | □ | ■ | | | 2 |
| 10 | Apinyapong Wilavan | ■ | ■ | ■ | | | 8 |
| 11 | Hyapha Amporn | | | | | | |
| 12 | Sukmak Kamonporn | | | | | | |
| 13 | Tomkom Nootsara | ■ | ■ | ■ | | | |
| 15 | Kanthong Malika | ■ | ■ | ■ | | | 11 |
| 18 | Phanusit Em-orn | | | | | | |
| 19 | Chaisri Tapaphaipun | | □ | | | | |

Coach: Mr.Kiattipong Radch (THA)
Assistant: Mr.Nataphon Srisamu (THA)

| USA • USA | | 1 | 2 | 3 | 4 | 5 | Pts |
|-----------|-------------------|---|---|---|---|---|-----|
| 1 | Nnamani Ogonna | □ | □ | □ | | | 2 |
| 2 | Glass Alisha | ■ | ■ | ■ | | | 6 |
| 6 | L Davis Nicole | L | L | L | | | |
| 7 | Bown Heather | ■ | ■ | | | | 5 |
| 8 | Barboza Cynthia | | | | □ | | |
| 9 | Tamas Jennifer | | | | | ■ | 3 |
| 11 | Larson Jordan | ■ | ■ | ■ | | | 16 |
| 15 | Tom Logan | ■ | ■ | | | | 5 |
| 16 | Akinradewo Foluke | ■ | ■ | ■ | | | 7 |
| 17 | Spicer Mary | □ | □ | □ | | | |
| 18 | Hodge Megan | | | □ | ■ | | 4 |
| 19 | Hooker Destinee | ■ | ■ | ■ | | | 9 |

Coach: McCutcheon, Hugh (NZL)
Assistant: Kiraly, Charles (USA)

TEAMS AND PLAYERS PERFORMANCES

| Won Pts | Total Atts | No Name | Scoring Skills | Won Pts | Total Atts | No Name |
|-----------|------------|-----------------------|--------------------|-----------|------------|----------------------|
| 33 | 102 | Total Team | | 41 | 84 | Total Team |
| 11 | 29 | 15 Kanthong Malika | Spike | 13 | 22 | 11 Larson Jordan |
| 9 | 31 | 6 Sittirak Onuma | | 6 | 7 | 16 Akinradewo Foluke |
| 8 | 22 | 10 Apinyapong Wilavan | | 6 | 15 | 19 Hooker Destinee |
| 2 | 36 | Total Team | Block | 11 | 52 | Total Team |
| 2 | 10 | 5 Thinkaow Pleumjit | | 2 | 7 | 1 Nnamani Ogonna |
| | | | | 2 | 7 | 11 Larson Jordan |
| | | | Serve | 2 | 4 | 19 Hooker Destinee |
| 1 | 50 | Total Team | | 5 | 73 | Total Team |
| 1 | 3 | 8 Kaensing Utaiwan | | 1 | 6 | 7 Bown Heather |
| | | | Opp. error | 1 | 19 | 11 Larson Jordan |
| 12 | | Total Team | | 1 | 9 | 2 Glass Alisha |
| 48 | 188 | Total Team | | 18 | | Total Team |
| | | | Total | 75 | 209 | Total Team |
| 11 | 41 | 15 Kanthong Malika | Best Scorer | 16 | 48 | 11 Larson Jordan |

■ Starting line-up Pts = Points scored □nn = Captain
 □ Substitute Atts = Attempts L = Libero
 Opp = Opponent





P-3 VOLLEYBALL • Match players ranking

2010 FIVB World Grand Prix
Pool G - Hong Kong, CHN


FIVB
www.fivb.org

Match: 39 Date: 21.08.2010 Spectators: 6'130
City: Hong Kong, China
Hall: Hong Kong Coliseum
Match duration: Start: 13:25 End: 14:34 Total: 1:09

| Teams | Sets | 1 | 2 | 3 | 4 | 5 | Total |
|--------------|------|------|------|------|---|---|-------|
| THA | 0 | 16 | 16 | 16 | | | 48 |
| USA | 3 | 25 | 25 | 25 | | | 75 |
| Set duration | | 0:21 | 0:21 | 0:21 | | | 1:03 |




THA • Thailand



Spike

Succ. %
Limit: 15.00%

| Rk | No | Name | Spikes | Faults | Shots | Total Attempts | Note |
|-------------------|----|---------------------|--------|--------|-------|----------------|-------|
| 1 | 15 | Kanthong Malika | 11 | 3 | 15 | 29 | 37.93 |
| 2 | 10 | Apinyapong Wilavan | 8 | 5 | 9 | 22 | 36.36 |
| 3 | 6 | Sittirak Onuma | 9 | 5 | 17 | 31 | 29.03 |
| - | 5 | Thinkaow Pleumjit | 3 | 1 | 8 | 12 | |
| - | 4 | Bamrungsuk Hattaya | 1 | - | 2 | 3 | |
| - | 8 | Kaensing Utaiwan | 1 | - | 2 | 3 | |
| - | 13 | Tomkom Nootsara | - | - | 2 | 2 | |
| - | 1 | Pannoy Piyanut | - | - | - | - | |
| - | 11 | Hyapha Amporn | - | - | - | - | |
| - | 12 | Sukmak Kamonporn | - | - | - | - | |
| - | 18 | Phanusit Em-orn | - | - | - | - | |
| - | 19 | Chaisri Tapaphaipun | - | - | - | - | |
| Others | | | - | - | - | - | |
| Total Team | | | 33 | 14 | 55 | 102 | 32.35 |



Block

Avg. by set

| Rk | No | Name | Kill Blocks | Faults | Rebounds | Total Attempts | Note |
|-------------------|----|---------------------|-------------|--------|----------|----------------|------|
| 1 | 5 | Thinkaow Pleumjit | 2 | 5 | 3 | 10 | 0.67 |
| - | 1 | Pannoy Piyanut | - | - | - | - | |
| - | 8 | Kaensing Utaiwan | - | - | 1 | 1 | |
| - | 11 | Hyapha Amporn | - | - | - | - | |
| - | 12 | Sukmak Kamonporn | - | - | - | - | |
| - | 18 | Phanusit Em-orn | - | - | - | - | |
| - | 19 | Chaisri Tapaphaipun | - | - | - | - | |
| - | 6 | Sittirak Onuma | - | 1 | 4 | 5 | |
| - | 13 | Tomkom Nootsara | - | 1 | 3 | 4 | |
| - | 10 | Apinyapong Wilavan | - | 4 | 4 | 8 | |
| - | 4 | Bamrungsuk Hattaya | - | 3 | - | 3 | |
| - | 15 | Kanthong Malika | - | 5 | - | 5 | |
| Others | | | - | - | - | - | |
| Total Team | | | 2 | 19 | 15 | 36 | 0.67 |





P-3 VOLLEYBALL • Match players ranking

2010 FIVB World Grand Prix
Pool G - Hong Kong, CHN


FIVB
www.fivb.org

Match: 39 Date: 21.08.2010 Spectators: 6'130
City: Hong Kong, China
Hall: Hong Kong Coliseum
Match duration: Start: 13:25 End: 14:34 Total: 1:09

| Teams | Sets | 1 | 2 | 3 | 4 | 5 | Total |
|--------------|------|------|------|------|---|---|-------|
| THA | 0 | 16 | 16 | 16 | | | 48 |
| USA | 3 | 25 | 25 | 25 | | | 75 |
| Set duration | | 0:21 | 0:21 | 0:21 | | | 1:03 |



THA • Thailand



Serve

Avg. by set

| Rk | No | Name | Aces | Faults | Serve Hits | Total Attempts | Note |
|-------------------|----|---------------------|------|--------|------------|----------------|------|
| 1 | 8 | Kaensing Utaiwan | 1 | 1 | 1 | 3 | 0.33 |
| - | 1 | Pannoy Piyanut | - | - | - | - | |
| - | 11 | Hyapha Amporn | - | - | - | - | |
| - | 12 | Sukmak Kamonporn | - | - | - | - | |
| - | 15 | Kanthong Malika | - | - | 7 | 7 | |
| - | 18 | Phanusit Em-orn | - | - | - | - | |
| - | 10 | Apinyapong Wilavan | - | 1 | 6 | 7 | |
| - | 4 | Bamrungsuk Hattaya | - | 1 | 5 | 6 | |
| - | 6 | Sittirak Onuma | - | 2 | 8 | 10 | |
| - | 5 | Thinkaow Pleumjit | - | 2 | 5 | 7 | |
| - | 13 | Tomkom Nootsara | - | 3 | 6 | 9 | |
| - | 19 | Chaisri Tapaphaipun | - | 1 | - | 1 | |
| Others | | | - | - | - | - | |
| Total Team | | | 1 | 11 | 38 | 50 | 0.33 |

Team

| | | | | | |
|-------------------------------|----|----|--|----|--|
| Opponent errors & Team faults | 12 | 11 | | 23 | |
|-------------------------------|----|----|--|----|--|



Dig

Avg. by set

| Rk | No | Name | Digs | Faults | Receptions | Total Attempts | Note |
|-------------------|----|---------------------|------|--------|------------|----------------|------|
| 1 | 6 | Sittirak Onuma | 6 | 3 | 5 | 14 | 2.00 |
| 2 | 10 | Apinyapong Wilavan | 4 | 2 | 10 | 16 | 1.33 |
| 2 | 1 | Pannoy Piyanut | 4 | 4 | 13 | 21 | 1.33 |
| 4 | 15 | Kanthong Malika | 3 | 4 | 11 | 18 | 1.00 |
| - | 4 | Bamrungsuk Hattaya | - | - | 5 | 5 | |
| - | 5 | Thinkaow Pleumjit | - | - | - | - | |
| - | 8 | Kaensing Utaiwan | - | - | 3 | 3 | |
| - | 11 | Hyapha Amporn | - | - | - | - | |
| - | 12 | Sukmak Kamonporn | - | - | - | - | |
| - | 18 | Phanusit Em-orn | - | - | - | - | |
| - | 19 | Chaisri Tapaphaipun | - | - | - | - | |
| - | 13 | Tomkom Nootsara | - | 1 | 5 | 6 | |
| Others | | | - | - | - | - | |
| Total Team | | | 17 | 14 | 52 | 83 | 5.67 |





P-3 VOLLEYBALL • Match players ranking

2010 FIVB World Grand Prix
Pool G - Hong Kong, CHN


FIVB
www.fivb.org

Match: 39 Date: 21.08.2010 Spectators: 6'130
City: Hong Kong, China
Hall: Hong Kong Coliseum
Match duration: Start: 13:25 End: 14:34 Total: 1:09

| Teams | Sets | 1 | 2 | 3 | 4 | 5 | Total |
|--------------|------|------|------|------|---|---|-------|
| THA | 0 | 16 | 16 | 16 | | | 48 |
| USA | 3 | 25 | 25 | 25 | | | 75 |
| Set duration | | 0:21 | 0:21 | 0:21 | | | 1:03 |




THA • Thailand



Set

Avg. by set

| Rk | No | Name | Running Sets | Faults | Still Sets | Total Attempts | Note |
|-------------------|----|---------------------|--------------|--------|------------|----------------|------|
| 1 | 13 | Tomkom Nootsara | 13 | 1 | 66 | 80 | 4.33 |
| 2 | 6 | Sittirak Onuma | 1 | - | 4 | 5 | 0.33 |
| - | 1 | Pannoy Piyanut | - | - | 1 | 1 | |
| - | 4 | Bamrungsuk Hattaya | - | - | - | - | |
| - | 5 | Thinkaow Pleumjit | - | - | 3 | 3 | |
| - | 8 | Kaensing Utaiwan | - | - | 1 | 1 | |
| - | 10 | Apinyapong Wilavan | - | - | 3 | 3 | |
| - | 11 | Hyapha Amporn | - | - | - | - | |
| - | 12 | Sukmak Kamonporn | - | - | - | - | |
| - | 15 | Kanthong Malika | - | - | 1 | 1 | |
| - | 18 | Phanusit Em-orn | - | - | - | - | |
| - | 19 | Chaisri Tapaphaipun | - | - | - | - | |
| Others | | | - | - | - | - | |
| Total Team | | | 14 | 1 | 79 | 94 | 4.67 |



Reception

Eff. %
Limit: 25.00%

| Rk | No | Name | Excellents | Faults | Serve Receptions | Total Attempts | Note |
|-------------------|----|---------------------|------------|--------|------------------|----------------|-------|
| 1 | 10 | Apinyapong Wilavan | 21 | 1 | 6 | 28 | 71.43 |
| 2 | 1 | Pannoy Piyanut | 13 | 2 | 4 | 19 | 57.89 |
| - | 15 | Kanthong Malika | 6 | - | 4 | 10 | |
| - | 6 | Sittirak Onuma | 4 | - | 2 | 6 | |
| - | 5 | Thinkaow Pleumjit | - | - | - | - | |
| - | 8 | Kaensing Utaiwan | - | - | - | - | |
| - | 11 | Hyapha Amporn | - | - | - | - | |
| - | 12 | Sukmak Kamonporn | - | - | - | - | |
| - | 13 | Tomkom Nootsara | - | - | - | - | |
| - | 18 | Phanusit Em-orn | - | - | - | - | |
| - | 4 | Bamrungsuk Hattaya | - | 1 | - | 1 | |
| - | 19 | Chaisri Tapaphaipun | - | 1 | - | 1 | |
| Others | | | - | - | - | - | |
| Total Team | | | 44 | 5 | 16 | 65 | 60.00 |





P-3 VOLLEYBALL • Match players ranking

2010 FIVB World Grand Prix
Pool G - Hong Kong, CHN




Match: 39 **Date:** 21.08.2010 **Spectators:** 6'130
City: Hong Kong, China
Hall: Hong Kong Coliseum
Match duration: **Start:** 13:25 **End:** 14:34 **Total:** 1:09

| Teams | Sets | 1 | 2 | 3 | 4 | 5 | Total |
|--------------|------|------|------|------|---|---|-------|
| THA | 0 | 16 | 16 | 16 | | | 48 |
| USA | 3 | 25 | 25 | 25 | | | 75 |
| Set duration | | 0:21 | 0:21 | 0:21 | | | 1:03 |




USA • USA



Spike

Succ. %
Limit: 15.00%

| Rk | No | Name | Spikes | Faults | Shots | Total Attempts | Note |
|-------------------|----|-------------------|--------|--------|-------|----------------|-------|
| 1 | 11 | Larson Jordan | 13 | 1 | 8 | 22 | 59.09 |
| 2 | 19 | Hooker Destinee | 6 | 1 | 8 | 15 | 40.00 |
| 3 | 15 | Tom Logan | 4 | - | 9 | 13 | 30.77 |
| - | 18 | Hodge Megan | 3 | 1 | 4 | 8 | |
| - | 16 | Akinradewo Foluke | 6 | - | 1 | 7 | |
| - | 7 | Bown Heather | 3 | - | 2 | 5 | |
| - | 1 | Nnamani Ogonna | - | 1 | 4 | 5 | |
| - | 2 | Glass Alisha | 3 | - | 1 | 4 | |
| - | 9 | Tamas Jennifer | 3 | - | 1 | 4 | |
| - | 8 | Barboza Cynthia | - | - | 1 | 1 | |
| - | 6 | Davis Nicole | - | - | - | - | |
| - | 17 | Spicer Mary | - | - | - | - | |
| Others | | | - | - | - | - | |
| Total Team | | | 41 | 4 | 39 | 84 | 48.81 |



Block

Avg. by set

| Rk | No | Name | Kill Blocks | Faults | Rebounds | Total Attempts | Note |
|-------------------|----|-------------------|-------------|--------|----------|----------------|------|
| 1 | 1 | Nnamani Ogonna | 2 | - | 5 | 7 | 0.67 |
| 1 | 11 | Larson Jordan | 2 | 1 | 4 | 7 | 0.67 |
| 1 | 19 | Hooker Destinee | 2 | 1 | 1 | 4 | 0.67 |
| 1 | 2 | Glass Alisha | 2 | 2 | 3 | 7 | 0.67 |
| 5 | 15 | Tom Logan | 1 | 1 | 1 | 3 | 0.33 |
| 5 | 7 | Bown Heather | 1 | 3 | 3 | 7 | 0.33 |
| 5 | 16 | Akinradewo Foluke | 1 | 6 | 3 | 10 | 0.33 |
| - | 6 | Davis Nicole | - | - | - | - | |
| - | 8 | Barboza Cynthia | - | - | 1 | 1 | |
| - | 17 | Spicer Mary | - | - | - | - | |
| - | 18 | Hodge Megan | - | - | - | - | |
| - | 9 | Tamas Jennifer | - | 1 | 5 | 6 | |
| Others | | | - | - | - | - | |
| Total Team | | | 11 | 15 | 26 | 52 | 3.67 |






P-3 VOLLEYBALL • Match players ranking

2010 FIVB World Grand Prix
Pool G - Hong Kong, CHN




Match: 39 **Date:** 21.08.2010 **Spectators:** 6'130
City: Hong Kong, China
Hall: Hong Kong Coliseum
Match duration: **Start:** 13:25 **End:** 14:34 **Total:** 1:09

| Teams | Sets | 1 | 2 | 3 | 4 | 5 | Total |
|--------------|------|------|------|------|---|---|-------|
| THA | 0 | 16 | 16 | 16 | | | 48 |
| USA | 3 | 25 | 25 | 25 | | | 75 |
| Set duration | | 0:21 | 0:21 | 0:21 | | | 1:03 |



USA • USA

| Rk | No | Name | Aces | Faults | Serve Hits | Total Attempts | Note |
|-------------------|----|-------------------|------|--------|------------|----------------|------|
| 1 | 7 | Bown Heather | 1 | - | 5 | 6 | 0.33 |
| 1 | 11 | Larson Jordan | 1 | 1 | 17 | 19 | 0.33 |
| 1 | 2 | Glass Alisha | 1 | 1 | 7 | 9 | 0.33 |
| 1 | 18 | Hodge Megan | 1 | 1 | 3 | 5 | 0.33 |
| 1 | 19 | Hooker Destinee | 1 | 2 | 4 | 7 | 0.33 |
| - | 1 | Nnamani Ogonna | - | - | - | - | |
| - | 6 | Davis Nicole | - | - | - | - | |
| - | 8 | Barboza Cynthia | - | - | 1 | 1 | |
| - | 16 | Akinradewo Foluke | - | - | 12 | 12 | |
| - | 17 | Spicer Mary | - | - | 3 | 3 | |
| - | 15 | Tom Logan | - | 2 | 6 | 8 | |
| - | 9 | Tamas Jennifer | - | 1 | 2 | 3 | |
| Others | | | - | - | - | - | |
| Total Team | | | 5 | 8 | 60 | 73 | 1.67 |




Serve

Avg. by set

| Team | Opponent errors & Team faults | 18 | 8 | 26 |
|------|-------------------------------|----|---|----|
| | | | | |

| Rk | No | Name | Digs | Faults | Receptions | Total Attempts | Note |
|-------------------|----|-------------------|------|--------|------------|----------------|------|
| 1 | 6 | Davis Nicole | 13 | 2 | 8 | 23 | 4.33 |
| 2 | 11 | Larson Jordan | 5 | 1 | 4 | 10 | 1.67 |
| 3 | 15 | Tom Logan | 3 | 1 | 1 | 5 | 1.00 |
| 4 | 7 | Bown Heather | 1 | - | 1 | 2 | 0.33 |
| 4 | 18 | Hodge Megan | 1 | 1 | 3 | 5 | 0.33 |
| 4 | 19 | Hooker Destinee | 1 | 1 | 3 | 5 | 0.33 |
| 4 | 1 | Nnamani Ogonna | 1 | 1 | - | 2 | 0.33 |
| - | 8 | Barboza Cynthia | - | - | 1 | 1 | |
| - | 9 | Tamas Jennifer | - | - | - | - | |
| - | 17 | Spicer Mary | - | - | 2 | 2 | |
| - | 2 | Glass Alisha | - | 4 | 5 | 9 | |
| - | 16 | Akinradewo Foluke | - | 1 | - | 1 | |
| Others | | | - | - | - | - | |
| Total Team | | | 25 | 12 | 28 | 65 | 8.33 |



Dig

Avg. by set






P-3 VOLLEYBALL • Match players ranking

2010 FIVB World Grand Prix
Pool G - Hong Kong, CHN




Match: 39 **Date:** 21.08.2010 **Spectators:** 6'130
City: Hong Kong, China
Hall: Hong Kong Coliseum
Match duration: **Start:** 13:25 **End:** 14:34 **Total:** 1:09

| Teams | Sets | 1 | 2 | 3 | 4 | 5 | Total |
|---------------------|------|------|------|------|---|---|-------|
| THA | 0 | 16 | 16 | 16 | | | 48 |
| USA | 3 | 25 | 25 | 25 | | | 75 |
| Set duration | | 0:21 | 0:21 | 0:21 | | | 1:03 |




USA • USA



Set

Avg. by set

| Rk | No | Name | Running Sets | Faults | Still Sets | Total Attempts | Note |
|-------------------|----|-------------------|--------------|--------|------------|----------------|------|
| 1 | 2 | Glass Alisha | 10 | 1 | 38 | 49 | 3.33 |
| - | 1 | Nnamani Ogonna | - | - | 1 | 1 | |
| - | 6 | Davis Nicole | - | - | 2 | 2 | |
| - | 7 | Bown Heather | - | - | 1 | 1 | |
| - | 8 | Barboza Cynthia | - | - | - | - | |
| - | 9 | Tamas Jennifer | - | - | 1 | 1 | |
| - | 11 | Larson Jordan | - | - | 2 | 2 | |
| - | 15 | Tom Logan | - | - | 2 | 2 | |
| - | 16 | Akinradewo Foluke | - | - | 1 | 1 | |
| - | 17 | Spicer Mary | - | - | 14 | 14 | |
| - | 18 | Hodge Megan | - | - | 2 | 2 | |
| - | 19 | Hooker Destinee | - | - | - | - | |
| Others | | | - | - | - | - | |
| Total Team | | | 10 | 1 | 64 | 75 | 3.33 |



Reception

Eff. %
Limit: 25.00%

| Rk | No | Name | Excellents | Faults | Serve Receptions | Total Attempts | Note |
|-------------------|----|-------------------|------------|--------|------------------|----------------|-------|
| 1 | 6 | Davis Nicole | 10 | - | 1 | 11 | 90.91 |
| 2 | 11 | Larson Jordan | 13 | - | 5 | 18 | 72.22 |
| - | 15 | Tom Logan | 4 | - | 3 | 7 | |
| - | 18 | Hodge Megan | 3 | - | - | 3 | |
| - | 1 | Nnamani Ogonna | - | - | - | - | |
| - | 2 | Glass Alisha | - | - | - | - | |
| - | 7 | Bown Heather | - | - | - | - | |
| - | 8 | Barboza Cynthia | - | - | - | - | |
| - | 9 | Tamas Jennifer | - | - | - | - | |
| - | 16 | Akinradewo Foluke | - | - | - | - | |
| - | 17 | Spicer Mary | - | - | - | - | |
| - | 19 | Hooker Destinee | - | - | - | - | |
| Others | | | - | - | - | - | |
| Total Team | | | 30 | - | 9 | 39 | 76.92 |

