



# P-2 VOLLEYBALL • Match result



2010 FIVB World Grand Prix  
Pool G - Hong Kong, CHN

**Match:** 37 **Date:** 20.08.2010 **Spectators:** 0  
**City:** Hong Kong, China  
**Hall:** Hong Kong Coliseum  
**Match duration:** **Start:** 15:10

Teams	Sets	1	2	3	4	5	Total
<b>GER</b>	<b>0</b>	15	18	13			46
<b>USA</b>	<b>3</b>	25	25	25			75
<b>Set duration</b>							

**Referees:** HAFEZ Magdy Aly (EGY) & RODRIGUEZ J. Susana (ESP)

GER • Germany		1	2	3	4	5	Pts
2	Weiß Kathleen	■	■	■			
3	Hanke Denise		□	□			
4	L Tzscherlich Kerstin	L	L	L			
6	Hippe Saskia			■			
9	Ssuschke Corina	■	■	■			9
10	Matthes Anne	■	□	□			1
12	Beier Heike	□	■	■			6
14	Kozuch Margareta	■	■	■			17
15	Brinker Maren	■	■	□			3
16	Brandt Anja			■			1
18	Schaus Nadja	■	■				1
19	Zautys Tatjana						

**Coach:** Guidetti Giovan (ITA)  
**Assistant:** Koslowski Felix

USA • USA		1	2	3	4	5	Pts
1	Nnamani Ogonna						
2	Glass Alisha	■	■	■			4
5	L Sykora Stacy	L	L	L			
7	Bown Heather	■	■	■			6
8	Barboza Cynthia	□	□	□			
9	Tamas Jennifer						
11	Larson Jordan	■	■	■			9
15	Tom Logan	■	■	■			14
16	Akinradewo Foluke	■	■	■			5
17	Spicer Mary						
18	Hodge Megan						
19	Hooker Destinee	■	■	■			20

**Coach:** McCutcheon, Hugh (NZL)  
**Assistant:** Kiraly, Charles (USA)

## TEAMS AND PLAYERS PERFORMANCES

Won Pts	Total Atts	No Name	Scoring Skills	Won Pts	Total Atts	No Name
<b>35</b>	<b>96</b>	<b>Total Team</b>		<b>41</b>	<b>88</b>	<b>Total Team</b>
17	40	14 Kozuch Margareta	<b>Spike</b>	17	31	19 Hooker Destinee
7	10	9 Ssuschke Corina		8	15	11 Larson Jordan
6	17	12 Beier Heike		8	18	15 Tom Logan
<b>3</b>	<b>41</b>	<b>Total Team</b>	<b>Block</b>	<b>12</b>	<b>51</b>	<b>Total Team</b>
2	7	9 Ssuschke Corina		4	8	15 Tom Logan
1	10	18 Schaus Nadja		3	6	19 Hooker Destinee
<b>0</b>	<b>48</b>	<b>Total Team</b>	<b>Serve</b>	2	13	16 Akinradewo Foluke
				<b>5</b>	<b>74</b>	<b>Total Team</b>
				2	12	15 Tom Logan
<b>8</b>		<b>Total Team</b>	<b>Opp. error</b>	1	11	7 Bown Heather
				1	21	11 Larson Jordan
<b>46</b>	<b>185</b>	<b>Total Team</b>		<b>17</b>		<b>Total Team</b>
			<b>Total</b>	<b>75</b>	<b>213</b>	<b>Total Team</b>
17	53	14 Kozuch Margareta	<b>Best Scorer</b>	20	41	19 Hooker Destinee

■ Starting line-up    Pts = Points scored    [nn] = Captain  
 □ Substitute        Atts = Attempts        L = Libero  
 Opp = Opponent





# P-3 VOLLEYBALL • Match players ranking

2010 FIVB World Grand Prix  
Pool G - Hong Kong, CHN


FIVB  
www.fivb.org

Match: 37 Date: 20.08.2010 Spectators: 0  
City: Hong Kong, China  
Hall: Hong Kong Coliseum  
Match duration: Start: 15:10

Teams	Sets	1	2	3	4	5	Total
GER	0	15	18	13			46
USA	3	25	25	25			75
Set duration							




## GER • Germany



**Spike**

Succ. %  
Limit: 15.00%

Rk	No	Name	Spikes	Faults	Shots	Total Attempts	Note
1	14	Kozuch Margareta	17	6	17	40	42.50
2	12	Beier Heike	6	5	6	17	35.29
-	15	Brinker Maren	3	1	8	12	
-	9	Ssuschke Corina	7	-	3	10	
-	10	Matthes Anne	1	4	4	9	
-	18	Schaus Nadja	-	1	3	4	
-	16	Brandt Anja	1	-	1	2	
-	6	Hippe Saskia	-	1	1	2	
-	2	Weiß Kathleen	-	-	-	-	
-	3	Hanke Denise	-	-	-	-	
-	4	Tzscherlich Kerstin	-	-	-	-	
-	19	Zautys Tatjana	-	-	-	-	
<b>Others</b>			-	-	-	-	
<b>Total Team</b>			35	18	43	96	36.46



**Block**

Avg. by set

Rk	No	Name	Kill Blocks	Faults	Rebounds	Total Attempts	Note
1	9	Ssuschke Corina	2	3	2	7	0.67
2	18	Schaus Nadja	1	5	4	10	0.33
-	3	Hanke Denise	-	-	-	-	
-	4	Tzscherlich Kerstin	-	-	-	-	
-	6	Hippe Saskia	-	-	1	1	
-	12	Beier Heike	-	-	4	4	
-	15	Brinker Maren	-	-	3	3	
-	19	Zautys Tatjana	-	-	-	-	
-	16	Brandt Anja	-	1	3	4	
-	2	Weiß Kathleen	-	2	3	5	
-	10	Matthes Anne	-	2	1	3	
-	14	Kozuch Margareta	-	3	1	4	
<b>Others</b>			-	-	-	-	
<b>Total Team</b>			3	16	22	41	1.00





# P-3 VOLLEYBALL • Match players ranking

2010 FIVB World Grand Prix  
Pool G - Hong Kong, CHN


FIVB  
www.fivb.org

Match: 37 Date: 20.08.2010 Spectators: 0  
City: Hong Kong, China  
Hall: Hong Kong Coliseum  
Match duration: Start: 15:10

Teams	Sets	1	2	3	4	5	Total
GER	0	15	18	13			46
USA	3	25	25	25			75
Set duration							



## GER • Germany




**Serve**

Avg. by set

Rk	No	Name	Aces	Faults	Serve Hits	Total Attempts	Note
-	3	Hanke Denise	-	-	-	-	
-	4	Tzscherlich Kerstin	-	-	-	-	
-	6	Hippe Saskia	-	-	2	2	
-	10	Matthes Anne	-	-	2	2	
-	12	Beier Heike	-	-	6	6	
-	15	Brinker Maren	-	-	6	6	
-	18	Schaus Nadja	-	-	6	6	
-	19	Zautys Tatjana	-	-	-	-	
-	14	Kozuch Margareta	-	1	8	9	
-	9	Ssuschke Corina	-	1	6	7	
-	2	Weiß Kathleen	-	2	6	8	
-	16	Brandt Anja	-	1	1	2	
Others			-	-	-	-	
<b>Total Team</b>			-	5	43	48	

### Team

Opponent errors & Team faults	8	16		24	
-------------------------------	---	----	--	----	--



**Dig**

Avg. by set

Rk	No	Name	Digs	Faults	Receptions	Total Attempts	Note
1	14	Kozuch Margareta	6	1	4	11	2.00
2	12	Beier Heike	5	1	5	11	1.67
3	4	Tzscherlich Kerstin	3	5	10	18	1.00
4	2	Weiß Kathleen	1	4	9	14	0.33
4	15	Brinker Maren	1	2	3	6	0.33
4	6	Hippe Saskia	1	1	-	2	0.33
-	3	Hanke Denise	-	-	-	-	
-	9	Ssuschke Corina	-	-	2	2	
-	10	Matthes Anne	-	-	3	3	
-	16	Brandt Anja	-	-	2	2	
-	19	Zautys Tatjana	-	-	-	-	
-	18	Schaus Nadja	-	1	4	5	
Others			-	-	-	-	
<b>Total Team</b>			17	15	42	74	5.67





# P-3 VOLLEYBALL • Match players ranking

2010 FIVB World Grand Prix  
Pool G - Hong Kong, CHN


FIVB  
www.fivb.org

Match: 37 Date: 20.08.2010 Spectators: 0  
City: Hong Kong, China  
Hall: Hong Kong Coliseum  
Match duration: Start: 15:10

Teams	Sets	1	2	3	4	5	Total
GER	0	15	18	13			46
USA	3	25	25	25			75
Set duration							




## GER • Germany



**Set**

Avg. by set

Rk	No	Name	Running Sets	Faults	Still Sets	Total Attempts	Note
1	2	Weiß Kathleen	24	-	54	78	8.00
2	12	Beier Heike	1	-	1	2	0.33
-	3	Hanke Denise	-	-	5	5	
-	4	Tzscherlich Kerstin	-	-	3	3	
-	6	Hippe Saskia	-	-	-	-	
-	9	Ssuschke Corina	-	-	1	1	
-	10	Matthes Anne	-	-	2	2	
-	14	Kozuch Margareta	-	-	1	1	
-	15	Brinker Maren	-	-	-	-	
-	16	Brandt Anja	-	-	1	1	
-	18	Schaus Nadja	-	-	2	2	
-	19	Zautys Tatjana	-	-	-	-	
Others			-	-	-	-	
<b>Total Team</b>			25	-	70	95	8.33



**Reception**

Eff. %  
Limit: 25.00%

Rk	No	Name	Excellents	Faults	Serve Receptions	Total Attempts	Note
1	12	Beier Heike	22	2	3	27	74.07
-	4	Tzscherlich Kerstin	11	1	4	16	
-	10	Matthes Anne	8	1	5	14	
-	15	Brinker Maren	4	1	2	7	
-	6	Hippe Saskia	2	-	3	5	
-	2	Weiß Kathleen	-	-	-	-	
-	3	Hanke Denise	-	-	-	-	
-	9	Ssuschke Corina	-	-	-	-	
-	14	Kozuch Margareta	-	-	-	-	
-	16	Brandt Anja	-	-	-	-	
-	18	Schaus Nadja	-	-	-	-	
-	19	Zautys Tatjana	-	-	-	-	
Others			-	-	-	-	
<b>Total Team</b>			47	5	17	69	60.87





# P-3 VOLLEYBALL • Match players ranking

2010 FIVB World Grand Prix  
Pool G - Hong Kong, CHN




**Match:** 37 **Date:** 20.08.2010 **Spectators:** 0  
**City:** Hong Kong, China  
**Hall:** Hong Kong Coliseum  
**Match duration:** **Start:** 15:10

Teams	Sets	1	2	3	4	5	Total
<b>GER</b>	<b>0</b>	15	18	13			46
<b>USA</b>	<b>3</b>	25	25	25			75
<b>Set duration</b>							




## USA • USA



**Spike**

Succ. %  
Limit: 15.00%

Rk	No	Name	Spikes	Faults	Shots	Total Attempts	Note
1	19	Hooker Destinee	17	1	13	31	54.84
2	11	Larson Jordan	8	-	7	15	53.33
3	15	Tom Logan	8	1	9	18	44.44
-	16	Akinradewo Foluke	3	2	6	11	
-	7	Bown Heather	4	1	5	10	
-	2	Glass Alisha	1	-	2	3	
-	1	Nnamani Ogonna	-	-	-	-	
-	5	Sykora Stacy	-	-	-	-	
-	8	Barboza Cynthia	-	-	-	-	
-	9	Tamas Jennifer	-	-	-	-	
-	17	Spicer Mary	-	-	-	-	
-	18	Hodge Megan	-	-	-	-	
<b>Others</b>			-	-	-	-	
<b>Total Team</b>			41	5	42	88	46.59



**Block**

Avg. by set

Rk	No	Name	Kill Blocks	Faults	Rebounds	Total Attempts	Note
1	15	Tom Logan	4	1	3	8	1.33
2	19	Hooker Destinee	3	1	2	6	1.00
3	16	Akinradewo Foluke	2	3	8	13	0.67
3	2	Glass Alisha	2	2	3	7	0.67
5	7	Bown Heather	1	4	6	11	0.33
-	1	Nnamani Ogonna	-	-	-	-	
-	5	Sykora Stacy	-	-	-	-	
-	8	Barboza Cynthia	-	-	-	-	
-	9	Tamas Jennifer	-	-	-	-	
-	17	Spicer Mary	-	-	-	-	
-	18	Hodge Megan	-	-	-	-	
-	11	Larson Jordan	-	3	3	6	
<b>Others</b>			-	-	-	-	
<b>Total Team</b>			12	14	25	51	4.00






# P-3 VOLLEYBALL • Match players ranking

2010 FIVB World Grand Prix  
Pool G - Hong Kong, CHN




Match: 37 Date: 20.08.2010 Spectators: 0  
City: Hong Kong, China  
Hall: Hong Kong Coliseum  
Match duration: Start: 15:10

Teams	Sets	1	2	3	4	5	Total
GER	0	15	18	13			46
USA	3	25	25	25			75
Set duration							



## USA • USA

Rk	No	Name	Aces	Faults	Serve Hits	Total Attempts	Note
1	15	Tom Logan	2	2	8	12	0.67
2	7	Bown Heather	1	-	10	11	0.33
2	11	Larson Jordan	1	1	19	21	0.33
2	2	Glass Alisha	1	1	11	13	0.33
-	1	Nnamani Ogonna	-	-	-	-	
-	5	Sykora Stacy	-	-	-	-	
-	8	Barboza Cynthia	-	-	6	6	
-	9	Tamas Jennifer	-	-	-	-	
-	16	Akinradewo Foluke	-	-	7	7	
-	17	Spicer Mary	-	-	-	-	
-	18	Hodge Megan	-	-	-	-	
-	19	Hooker Destinee	-	-	4	4	
Others			-	-	-	-	
<b>Total Team</b>			5	4	65	74	1.67




**Serve**

Avg. by set

Team	Opponent errors & Team faults	Aces	Faults	Serve Hits	Total Attempts	Note
		17	8		25	

Rk	No	Name	Digs	Faults	Receptions	Total Attempts	Note
1	5	Sykora Stacy	9	6	3	18	3.00
2	15	Tom Logan	4	1	5	10	1.33
3	11	Larson Jordan	3	1	6	10	1.00
3	19	Hooker Destinee	3	2	5	10	1.00
5	7	Bown Heather	1	-	5	6	0.33
5	8	Barboza Cynthia	1	-	-	1	0.33
5	16	Akinradewo Foluke	1	1	-	2	0.33
-	1	Nnamani Ogonna	-	-	-	-	
-	9	Tamas Jennifer	-	-	-	-	
-	17	Spicer Mary	-	-	-	-	
-	18	Hodge Megan	-	-	-	-	
-	2	Glass Alisha	-	3	5	8	
Others			-	-	-	-	
<b>Total Team</b>			22	14	29	65	7.33



**Dig**

Avg. by set






# P-3 VOLLEYBALL • Match players ranking

2010 FIVB World Grand Prix  
Pool G - Hong Kong, CHN


FIVB  
www.fivb.org

Match: 37 Date: 20.08.2010 Spectators: 0  
City: Hong Kong, China  
Hall: Hong Kong Coliseum  
Match duration: Start: 15:10

Teams	Sets	1	2	3	4	5	Total
GER	0	15	18	13			46
USA	3	25	25	25			75
Set duration							




## USA • USA



**Set**

Avg. by set

Rk	No	Name	Running Sets	Faults	Still Sets	Total Attempts	Note
1	2	Glass Alisha	29	1	44	74	9.67
2	5	Sykora Stacy	1	-	3	4	0.33
-	1	Nnamani Ogonna	-	-	-	-	
-	7	Bown Heather	-	-	-	-	
-	8	Barboza Cynthia	-	-	-	-	
-	9	Tamas Jennifer	-	-	-	-	
-	11	Larson Jordan	-	-	-	-	
-	15	Tom Logan	-	-	4	4	
-	16	Akinradewo Foluke	-	-	-	-	
-	17	Spicer Mary	-	-	-	-	
-	18	Hodge Megan	-	-	-	-	
-	19	Hooker Destinee	-	-	-	-	
<b>Others</b>			-	-	-	-	
<b>Total Team</b>			30	1	51	82	10.00



**Reception**

Eff. %  
Limit: 25.00%

Rk	No	Name	Excellents	Faults	Serve Receptions	Total Attempts	Note
1	11	Larson Jordan	23	-	7	30	76.67
-	5	Sykora Stacy	3	-	2	5	
-	15	Tom Logan	3	-	1	4	
-	7	Bown Heather	3	-	-	3	
-	16	Akinradewo Foluke	1	-	-	1	
-	1	Nnamani Ogonna	-	-	-	-	
-	2	Glass Alisha	-	-	-	-	
-	8	Barboza Cynthia	-	-	-	-	
-	9	Tamas Jennifer	-	-	-	-	
-	17	Spicer Mary	-	-	-	-	
-	18	Hodge Megan	-	-	-	-	
-	19	Hooker Destinee	-	-	-	-	
<b>Others</b>			-	-	-	-	
<b>Total Team</b>			33	-	10	43	76.74

