



# P-2 VOLLEYBALL • Match result



2010 FIVB World Grand Prix  
Pool B - Kielce, POL

**Match:** 11 **Date:** 08.08.2010 **Spectators:** 5'000  
**City:** Gdynia, Poland  
**Hall:** Gdynia Competition Hall  
**Match duration:** **Start:** 16:25 **End:** 18:31 **Total:** 2:06

Teams	Sets	1	2	3	4	5	Total
<b>POL</b>	<b>3</b>	16	26	25	25		92
<b>USA</b>	<b>1</b>	25	24	19	23		91
<b>Set duration</b>		0:24	0:30	0:26	0:30		1:50

**Referees:** SOBRERO Luca (ITA) & NICULESCU Sorina (ROU)

POL • Poland		1	2	3	4	5	Pts
1	Skowronska-Dolata Katarzyna	■	■	■	■		21
2	Zenik Mariola		□	□	□		
3	Kosek Karolina	■	■	■	■		19
5	Skorupa Katarzyna	□	■	■	■		3
6	Bednarek-Kasza Agnieszka	■	■	■	■		10
7	Okuniewska Berenika	□	■	■	■		8
9	Staniucho-Szczurek Joanna						
11	Baranska Anna	■	■	■	■		18
12	Sadurek Milena	■	□				
13 L	Maj Paulina		L	L	L	L	
15	Gajgal Katarzyna	■					2
17	Kaczor Joanna	□	□				2

USA • USA		1	2	3	4	5	Pts
1	Nnamani Ogonna				□		
2	Glass Alisha	■	■	■	■		
5 L	Sykora Stacy						
6 L	Davis Nicole		L	L	L	L	
7	Bown Heather	■	■	■	■		12
8	Barboza Cynthia	□	□	□	□		
9	Tamas Jennifer						
11	Larson Jordan	■	■	■	■		12
16	Akinradewo Foluke	■	■	■	■		11
17	Spicer Mary				□		
18	Hodge Megan	■	■	■	■		14
19	Hooker Destinee	■	■	■	■		19

**Coach:** MATLAK Jerzy (POL)  
**Assistant:** MAKOWSKI Piotr (POL)

**Coach:** McCutcheon, Hugh (NZL)  
**Assistant:** Kiraly, Charles (USA)

## TEAMS AND PLAYERS PERFORMANCES

Won Pts	Total Atts	No Name	Scoring Skills	Won Pts	Total Atts	No Name
<b>67</b>	<b>155</b>	<b>Total Team</b>		<b>51</b>	<b>140</b>	<b>Total Team</b>
17	51	1 Skowronska-Dolata	<b>Spike</b>	16	43	19 Hooker Destinee
16	34	3 Kosek Karolina		11	41	18 Hodge Megan
15	36	11 Baranska Anna		8	14	7 Bown Heather
<b>9</b>	<b>67</b>	<b>Total Team</b>		<b>14</b>	<b>93</b>	<b>Total Team</b>
3	12	7 Okuniewska Berenika	<b>Block</b>	4	25	7 Bown Heather
2	6	11 Baranska Anna		3	8	19 Hooker Destinee
2	12	1 Skowronska-Dolata		3	25	16 Akinradewo Foluke
<b>7</b>	<b>91</b>	<b>Total Team</b>		<b>3</b>	<b>92</b>	<b>Total Team</b>
2	16	1 Skowronska-Dolata	<b>Serve</b>	3	19	11 Larson Jordan
2	18	3 Kosek Karolina				
1	10	7 Okuniewska Berenika				
<b>9</b>		<b>Total Team</b>	<b>Opp. error</b>	<b>23</b>		<b>Total Team</b>
<b>92</b>	<b>313</b>	<b>Total Team</b>	<b>Total</b>	<b>91</b>	<b>325</b>	<b>Total Team</b>
21	79	1 Skowronska-Dolata	<b>Best Scorer</b>	19	69	19 Hooker Destinee

■ Starting line-up    Pts = Points scored    [nn] = Captain  
□ Substitute        Atts = Attempts        L = Libero  
Opp = Opponent





# P-3 VOLLEYBALL • Match players ranking

2010 FIVB World Grand Prix  
Pool B - Kielce, POL




**Match:** 11 **Date:** 08.08.2010 **Spectators:** 5'000  
**City:** Gdynia, Poland  
**Hall:** Gdynia Competition Hall  
**Match duration:** **Start:** 16:25 **End:** 18:31 **Total:** 2:06

Teams	Sets	1	2	3	4	5	Total
<b>POL</b>	<b>3</b>	16	26	25	25		92
<b>USA</b>	<b>1</b>	25	24	19	23		91
<b>Set duration</b>		0:24	0:30	0:26	0:30		1:50




## POL • Poland



**Spike**

Succ. %  
Limit: 15.00%

Rk	No	Name	Spikes	Faults	Shots	Total Attempts	Note
1	3	Kosek Karolina	16	6	12	34	47.06
2	11	Baranska Anna	15	5	16	36	41.67
3	1	Skowronska-Dolata Katarzyna	17	11	23	51	33.33
-	6	Bednarek-Kasza Agnieszka	8	2	2	12	
-	7	Okuniewska Berenika	4	-	4	8	
-	17	Kaczor Joanna	2	1	5	8	
-	5	Skorupa Katarzyna	3	-	1	4	
-	15	Gajgal Katarzyna	2	-	-	2	
-	2	Zenik Mariola	-	-	-	-	
-	9	Staniucha-Szczurek Joanna	-	-	-	-	
-	12	Sadurek Milena	-	-	-	-	
-	13	Maj Paulina	-	-	-	-	
<b>Others</b>			-	-	-	-	
<b>Total Team</b>			67	25	63	155	43.23



**Block**

Avg. by set

Rk	No	Name	Kill Blocks	Faults	Rebounds	Total Attempts	Note
1	7	Okuniewska Berenika	3	5	4	12	0.75
2	11	Baranska Anna	2	1	3	6	0.50
2	1	Skowronska-Dolata Katarzyna	2	6	4	12	0.50
4	3	Kosek Karolina	1	1	4	6	0.25
4	6	Bednarek-Kasza Agnieszka	1	5	15	21	0.25
-	2	Zenik Mariola	-	-	-	-	
-	9	Staniucha-Szczurek Joanna	-	-	-	-	
-	13	Maj Paulina	-	-	-	-	
-	15	Gajgal Katarzyna	-	1	3	4	
-	5	Skorupa Katarzyna	-	1	2	3	
-	12	Sadurek Milena	-	1	1	2	
-	17	Kaczor Joanna	-	1	-	1	
<b>Others</b>			-	-	-	-	
<b>Total Team</b>			9	22	36	67	2.25





# P-3 VOLLEYBALL • Match players ranking

2010 FIVB World Grand Prix  
Pool B - Kielce, POL




**Match:** 11 **Date:** 08.08.2010 **Spectators:** 5'000  
**City:** Gdynia, Poland  
**Hall:** Gdynia Competition Hall  
**Match duration:** **Start:** 16:25 **End:** 18:31 **Total:** 2:06

Teams	Sets	1	2	3	4	5	Total
<b>POL</b>	<b>3</b>	16	26	25	25		92
<b>USA</b>	<b>1</b>	25	24	19	23		91
<b>Set duration</b>		0:24	0:30	0:26	0:30		1:50



## POL • Poland

Rk	No	Name	Aces	Faults	Serve Hits	Total Attempts	Note
1	1	Skowronska-Dolata Katarzyna	2	1	13	16	0.50
1	3	Kosek Karolina	2	2	14	18	0.50
3	7	Okuniewska Berenika	1	-	9	10	0.25
3	6	Bednarek-Kasza Agnieszka	1	1	13	15	0.25
3	11	Baranska Anna	1	3	11	15	0.25
-	2	Zenik Mariola	-	-	-	-	
-	5	Skorupa Katarzyna	-	-	11	11	
-	9	Staniucha-Szczurek Joanna	-	-	-	-	
-	12	Sadurek Milena	-	-	3	3	
-	13	Maj Paulina	-	-	-	-	
-	17	Kaczor Joanna	-	-	2	2	
-	15	Gajgal Katarzyna	-	1	-	1	
<b>Others</b>			-	-	-	-	
<b>Total Team</b>			7	8	76	91	1.75




**Serve**

Avg. by set

Team	Opponent errors & Team faults	Aces	Faults	Serve Hits	Total Attempts	Note
	Opponent errors & Team faults	9	-		9	

Rk	No	Name	Digs	Faults	Receptions	Total Attempts	Note
1	11	Baranska Anna	28	5	1	34	7.00
2	13	Maj Paulina	24	1	3	28	6.00
3	6	Bednarek-Kasza Agnieszka	16	1	1	18	4.00
4	5	Skorupa Katarzyna	14	6	3	23	3.50
5	3	Kosek Karolina	13	4	-	17	3.25
6	1	Skowronska-Dolata Katarzyna	8	9	2	19	2.00
7	2	Zenik Mariola	4	1	1	6	1.00
7	12	Sadurek Milena	4	1	-	5	1.00
9	7	Okuniewska Berenika	3	1	1	5	0.75
10	15	Gajgal Katarzyna	1	-	-	1	0.25
10	17	Kaczor Joanna	1	1	-	2	0.25
-	9	Staniucha-Szczurek Joanna	-	-	-	-	
<b>Others</b>			-	-	-	-	
<b>Total Team</b>			116	30	12	158	29.00



**Dig**

Avg. by set





# P-3 VOLLEYBALL • Match players ranking

2010 FIVB World Grand Prix  
Pool B - Kielce, POL


FIVB  
www.fivb.org

**Match:** 11 **Date:** 08.08.2010 **Spectators:** 5'000  
**City:** Gdynia, Poland  
**Hall:** Gdynia Competition Hall  
**Match duration:** **Start:** 16:25 **End:** 18:31 **Total:** 2:06

Teams	Sets	1	2	3	4	5	Total
<b>POL</b>	<b>3</b>	16	26	25	25		92
<b>USA</b>	<b>1</b>	25	24	19	23		91
<b>Set duration</b>		0:24	0:30	0:26	0:30		1:50




**POL • Poland**



**Set**

Avg. by set

Rk	No	Name	Running Sets	Faults	Still Sets	Total Attempts	Note
1	5	Skorupa Katarzyna	33	1	54	88	8.25
2	12	Sadurek Milena	8	1	20	29	2.00
-	1	Skowronska-Dolata Katarzyna	-	-	-	-	-
-	2	Zenik Mariola	-	-	-	-	-
-	3	Kosek Karolina	-	-	-	-	-
-	6	Bednarek-Kasza Agnieszka	-	-	-	-	-
-	7	Okuniewska Berenika	-	-	-	-	-
-	9	Staniucha-Szczurek Joanna	-	-	-	-	-
-	11	Baranska Anna	-	-	-	-	-
-	13	Maj Paulina	-	-	-	-	-
-	15	Gajgal Katarzyna	-	-	-	-	-
-	17	Kaczor Joanna	-	-	-	-	-
<b>Others</b>			-	-	-	-	-
<b>Total Team</b>			41	2	74	117	10.25



**Reception**

Eff. %  
Limit: 25.00%

Rk	No	Name	Excellents	Faults	Serve Receptions	Total Attempts	Note
1	11	Baranska Anna	17	1	20	38	42.11
2	3	Kosek Karolina	9	1	17	27	29.63
-	13	Maj Paulina	10	2	9	21	-
-	2	Zenik Mariola	1	-	1	2	-
-	1	Skowronska-Dolata Katarzyna	-	-	-	-	-
-	5	Skorupa Katarzyna	-	-	-	-	-
-	6	Bednarek-Kasza Agnieszka	-	-	-	-	-
-	7	Okuniewska Berenika	-	-	-	-	-
-	9	Staniucha-Szczurek Joanna	-	-	-	-	-
-	12	Sadurek Milena	-	-	-	-	-
-	15	Gajgal Katarzyna	-	-	-	-	-
-	17	Kaczor Joanna	-	-	-	-	-
<b>Others</b>			-	-	-	-	-
<b>Total Team</b>			37	4	47	88	37.50

**MIKASA**

**Gerflor**  
theflooringgroup

**MIKASA**

**Gerflor**  
theflooringgroup

**MIKASA**



# P-3 VOLLEYBALL • Match players ranking

2010 FIVB World Grand Prix  
Pool B - Kielce, POL




**Match:** 11 **Date:** 08.08.2010 **Spectators:** 5'000  
**City:** Gdynia, Poland  
**Hall:** Gdynia Competition Hall  
**Match duration:** **Start:** 16:25 **End:** 18:31 **Total:** 2:06

Teams	Sets	1	2	3	4	5	Total
<b>POL</b>	<b>3</b>	16	26	25	25		92
<b>USA</b>	<b>1</b>	25	24	19	23		91
<b>Set duration</b>		0:24	0:30	0:26	0:30		1:50




## USA • USA



**Spike**

Succ. %  
Limit: 15.00%

Rk	No	Name	Spikes	Faults	Shots	Total Attempts	Note
1	19	Hooker Destinee	16	1	26	43	37.21
2	11	Larson Jordan	8	3	14	25	32.00
3	18	Hodge Megan	11	6	24	41	26.83
-	7	Bown Heather	8	-	6	14	
-	16	Akinradewo Foluke	8	2	4	14	
-	2	Glass Alisha	-	-	3	3	
-	1	Nnamani Ogonna	-	-	-	-	
-	5	Sykora Stacy	-	-	-	-	
-	6	Davis Nicole	-	-	-	-	
-	8	Barboza Cynthia	-	-	-	-	
-	9	Tamas Jennifer	-	-	-	-	
-	17	Spicer Mary	-	-	-	-	
<b>Others</b>			-	-	-	-	
<b>Total Team</b>			51	12	77	140	36.43



**Block**

Avg. by set

Rk	No	Name	Kill Blocks	Faults	Rebounds	Total Attempts	Note
1	7	Bown Heather	4	14	7	25	1.00
2	19	Hooker Destinee	3	3	2	8	0.75
2	16	Akinradewo Foluke	3	11	11	25	0.75
2	18	Hodge Megan	3	7	4	14	0.75
5	11	Larson Jordan	1	9	2	12	0.25
-	1	Nnamani Ogonna	-	-	-	-	
-	5	Sykora Stacy	-	-	-	-	
-	6	Davis Nicole	-	-	-	-	
-	8	Barboza Cynthia	-	-	-	-	
-	9	Tamas Jennifer	-	-	-	-	
-	17	Spicer Mary	-	-	-	-	
-	2	Glass Alisha	-	6	3	9	
<b>Others</b>			-	-	-	-	
<b>Total Team</b>			14	50	29	93	3.50





# P-3 VOLLEYBALL • Match players ranking

2010 FIVB World Grand Prix  
Pool B - Kielce, POL




**Match:** 11 **Date:** 08.08.2010 **Spectators:** 5'000  
**City:** Gdynia, Poland  
**Hall:** Gdynia Competition Hall  
**Match duration:** **Start:** 16:25 **End:** 18:31 **Total:** 2:06

Teams	Sets	1	2	3	4	5	Total
<b>POL</b>	<b>3</b>	16	26	25	25		92
<b>USA</b>	<b>1</b>	25	24	19	23		91
<b>Set duration</b>		0:24	0:30	0:26	0:30		1:50



## USA • USA




**Serve**

Avg. by set

Rk	No	Name	Aces	Faults	Serve Hits	Total Attempts	Note
1	11	Larson Jordan	3	-	16	19	0.75
-	1	Nnamani Ogonna	-	-	-	-	
-	5	Sykora Stacy	-	-	-	-	
-	6	Davis Nicole	-	-	-	-	
-	8	Barboza Cynthia	-	-	6	6	
-	9	Tamas Jennifer	-	-	-	-	
-	17	Spicer Mary	-	-	-	-	
-	18	Hodge Megan	-	-	5	5	
-	2	Glass Alisha	-	1	17	18	
-	19	Hooker Destinee	-	1	17	18	
-	16	Akinradewo Foluke	-	1	14	15	
-	7	Bown Heather	-	1	10	11	
<b>Others</b>			-	-	-	-	
<b>Total Team</b>			3	4	85	92	0.75

### Team

Opponent errors & Team faults	23	-		23	
-------------------------------	----	---	--	----	--



**Dig**

Avg. by set

Rk	No	Name	Digs	Faults	Receptions	Total Attempts	Note
1	6	Davis Nicole	19	1	1	21	4.75
2	18	Hodge Megan	16	3	6	25	4.00
2	2	Glass Alisha	16	5	1	22	4.00
4	11	Larson Jordan	14	4	1	19	3.50
5	7	Bown Heather	12	-	-	12	3.00
6	19	Hooker Destinee	11	3	-	14	2.75
7	16	Akinradewo Foluke	5	-	-	5	1.25
8	8	Barboza Cynthia	1	-	-	1	0.25
-	1	Nnamani Ogonna	-	-	-	-	
-	5	Sykora Stacy	-	-	-	-	
-	9	Tamas Jennifer	-	-	-	-	
-	17	Spicer Mary	-	1	-	1	
<b>Others</b>			-	-	-	-	
<b>Total Team</b>			94	17	9	120	23.50






# P-3 VOLLEYBALL • Match players ranking

2010 FIVB World Grand Prix  
Pool B - Kielce, POL




**Match:** 11 **Date:** 08.08.2010 **Spectators:** 5'000  
**City:** Gdynia, Poland  
**Hall:** Gdynia Competition Hall  
**Match duration:** **Start:** 16:25 **End:** 18:31 **Total:** 2:06

Teams	Sets	1	2	3	4	5	Total
<b>POL</b>	<b>3</b>	16	26	25	25		92
<b>USA</b>	<b>1</b>	25	24	19	23		91
<b>Set duration</b>		0:24	0:30	0:26	0:30		1:50




## USA • USA



**Set**

Avg. by set

Rk	No	Name	Running Sets	Faults	Still Sets	Total Attempts	Note
1	2	Glass Alisha	41	-	54	95	10.25
-	1	Nnamani Ogonna	-	-	-	-	
-	5	Sykora Stacy	-	-	-	-	
-	6	Davis Nicole	-	-	-	-	
-	7	Bown Heather	-	-	-	-	
-	8	Barboza Cynthia	-	-	-	-	
-	9	Tamas Jennifer	-	-	-	-	
-	11	Larson Jordan	-	-	-	-	
-	16	Akinradewo Foluke	-	-	-	-	
-	17	Spicer Mary	-	-	2	2	
-	18	Hodge Megan	-	-	1	1	
-	19	Hooker Destinee	-	-	-	-	
<b>Others</b>			-	-	-	-	
<b>Total Team</b>			41	-	57	98	10.25



**Reception**

Eff. %  
Limit: 25.00%

Rk	No	Name	Excellents	Faults	Serve Receptions	Total Attempts	Note
1	18	Hodge Megan	6	4	18	28	7.14
-	6	Davis Nicole	4	-	7	11	
-	7	Bown Heather	-	-	1	1	
-	16	Akinradewo Foluke	-	-	1	1	
-	1	Nnamani Ogonna	-	-	-	-	
-	2	Glass Alisha	-	-	-	-	
-	5	Sykora Stacy	-	-	-	-	
-	8	Barboza Cynthia	-	-	-	-	
-	9	Tamas Jennifer	-	-	-	-	
-	17	Spicer Mary	-	-	-	-	
-	19	Hooker Destinee	-	-	-	-	
-	11	Larson Jordan	3	5	34	42	
<b>Others</b>			-	-	-	-	
<b>Total Team</b>			13	9	61	83	4.82

