



P-2 VOLLEYBALL • Match result



2010 FIVB World Grand Prix
Pool B - Kielce, POL

Match: 10 **Date:** 07.08.2010 **Spectators:** 1'100
City: Gdynia, Poland
Hall: Gdynia Competition Hall
Match duration: **Start:** 19:25 **End:** 21:29 **Total:** 2:04

Teams	Sets	1	2	3	4	5	Total
USA	1	23	22	25	23		93
GER	3	25	25	16	25		91
Set duration		0:28	0:31	0:26	0:30		1:55

Referees: NIJIM Yousef (ISR) & SOBRERO Luca (ITA)

USA • USA		1	2	3	4	5	Pts
2	Glass Alisha	■	■	■	■		2
5	L Sykora Stacy				L	L	
6	L Davis Nicole		L	L			
7	Bown Heather	■	■				4
8	Barboza Cynthia	□	□	■	■		10
9	Tamas Jennifer			■	■		2
11	Larson Jordan	■	■			□	
14	Fawcett Nicole						
16	Akinradewo Foluke	■	■	■	■		14
17	Spicer Mary						
18	Hodge Megan	■	■	■	■		16
19	Hooker Destinee	■	■	■	■		24

Coach: McCutcheon, Hugh (NZL)
Assistant: Kiraly, Charles (USA)

GER • Germany		1	2	3	4	5	Pts
2	Weiß Kathleen	■	■	■	■		3
3	Hanke Denise	□		□			
4	L Tzscherlich Kerstin		L	L	L	L	
6	Hippe Saskia			□	□	□	
9	Ssuschke Corina	■	■	■	■		12
10	Matthes Anne		□	□	□		2
12	Beier Heike	■	■	■	■		15
14	Kozuch Margareta	■	■	■	■		11
15	Brinker Maren	■	■	■	■		7
16	Brandt Anja						
18	Schaus Nadja	■	■	■	■		9
19	Zautys Tatjana	□		□	□		2

Coach: Mr. GUIDETTI, Giovan
Assistant: Mr. KOSLOWSKI, Felix

TEAMS AND PLAYERS PERFORMANCES

Won Pts	Total Atts	No Name	Scoring Skills	Won Pts	Total Atts	No Name
55	143	Total Team		48	163	Total Team
20	42	19 Hooker Destinee	Spike	11	51	14 Kozuch Margareta
12	35	18 Hodge Megan		10	16	9 Ssuschke Corina
9	17	16 Akinradewo Foluke		10	28	12 Beier Heike
14	86	Total Team	Block	6	60	Total Team
5	27	16 Akinradewo Foluke		2	9	15 Brinker Maren
4	7	18 Hodge Megan		2	15	18 Schaus Nadja
4	17	19 Hooker Destinee		2	19	9 Ssuschke Corina
3	94	Total Team	Serve	7	90	Total Team
2	16	8 Barboza Cynthia		5	20	12 Beier Heike
1	6	7 Bown Heather		1	18	2 Weiß Kathleen
				1	12	18 Schaus Nadja
21		Total Team	Opp. error	30		Total Team
93	323	Total Team	Total	91	313	Total Team
24	69	19 Hooker Destinee	Best Scorer	15	54	12 Beier Heike

■ Starting line-up Pts = Points scored [nn] = Captain
 □ Substitute Atts = Attempts L = Libero
 Opp = Opponent






P-3 VOLLEYBALL • Match players ranking

2010 FIVB World Grand Prix
Pool B - Kielce, POL




Match: 10 **Date:** 07.08.2010 **Spectators:** 1'100
City: Gdynia, Poland
Hall: Gdynia Competition Hall
Match duration: **Start:** 19:25 **End:** 21:29 **Total:** 2:04

Teams	Sets	1	2	3	4	5	Total
USA	1	23	22	25	23		93
GER	3	25	25	16	25		91
Set duration		0:28	0:31	0:26	0:30		1:55




USA • USA



Spike

Succ. %
Limit: 15.00%

Rk	No	Name	Spikes	Faults	Shots	Total Attempts	Note
1	19	Hooker Destinee	20	5	17	42	47.62
2	18	Hodge Megan	12	7	16	35	34.29
3	8	Barboza Cynthia	8	2	16	26	30.77
-	16	Akinradewo Foluke	9	1	7	17	
-	7	Bown Heather	3	2	4	9	
-	11	Larson Jordan	-	2	4	6	
-	2	Glass Alisha	1	-	3	4	
-	9	Tamas Jennifer	2	1	1	4	
-	5	Sykora Stacy	-	-	-	-	
-	6	Davis Nicole	-	-	-	-	
-	14	Fawcett Nicole	-	-	-	-	
-	17	Spicer Mary	-	-	-	-	
Others			-	-	-	-	
Total Team			55	20	68	143	38.46



Block

Avg. by set

Rk	No	Name	Kill Blocks	Faults	Rebounds	Total Attempts	Note
1	16	Akinradewo Foluke	5	13	9	27	1.25
2	18	Hodge Megan	4	2	1	7	1.00
2	19	Hooker Destinee	4	5	8	17	1.00
4	2	Glass Alisha	1	5	6	12	0.25
-	5	Sykora Stacy	-	-	-	-	
-	6	Davis Nicole	-	-	-	-	
-	14	Fawcett Nicole	-	-	-	-	
-	17	Spicer Mary	-	-	-	-	
-	9	Tamas Jennifer	-	2	3	5	
-	11	Larson Jordan	-	3	3	6	
-	8	Barboza Cynthia	-	3	2	5	
-	7	Bown Heather	-	5	2	7	
Others			-	-	-	-	
Total Team			14	38	34	86	3.50






P-3 VOLLEYBALL • Match players ranking

2010 FIVB World Grand Prix
Pool B - Kielce, POL




Match: 10 **Date:** 07.08.2010 **Spectators:** 1'100
City: Gdynia, Poland
Hall: Gdynia Competition Hall
Match duration: **Start:** 19:25 **End:** 21:29 **Total:** 2:04

Teams	Sets	1	2	3	4	5	Total
USA	1	23	22	25	23		93
GER	3	25	25	16	25		91
Set duration		0:28	0:31	0:26	0:30		1:55



USA • USA

Rk	No	Name	Aces	Faults	Serve Hits	Total Attempts	Note
1	8	Barboza Cynthia	2	-	14	16	0.50
2	7	Bown Heather	1	1	4	6	0.25
-	2	Glass Alisha	-	-	22	22	
-	5	Sykora Stacy	-	-	-	-	
-	6	Davis Nicole	-	-	-	-	
-	9	Tamas Jennifer	-	-	7	7	
-	14	Fawcett Nicole	-	-	-	-	
-	17	Spicer Mary	-	-	-	-	
-	16	Akinradewo Foluke	-	2	15	17	
-	18	Hodge Megan	-	2	8	10	
-	19	Hooker Destinee	-	2	8	10	
-	11	Larson Jordan	-	2	4	6	
Others			-	-	-	-	
Total Team			3	9	82	94	0.75




Serve

Avg. by set

Team	Opponent errors & Team faults	Aces	Faults	Serve Hits	Total Attempts	Note
	Opponent errors & Team faults	21	1		22	

Rk	No	Name	Digs	Faults	Receptions	Total Attempts	Note
1	6	Davis Nicole	16	1	2	19	4.00
2	2	Glass Alisha	14	2	6	22	3.50
3	5	Sykora Stacy	13	2	1	16	3.25
3	18	Hodge Megan	13	4	5	22	3.25
5	8	Barboza Cynthia	9	-	2	11	2.25
5	11	Larson Jordan	9	1	1	11	2.25
5	19	Hooker Destinee	9	4	4	17	2.25
8	9	Tamas Jennifer	4	-	1	5	1.00
9	16	Akinradewo Foluke	3	2	2	7	0.75
-	7	Bown Heather	-	-	-	-	
-	14	Fawcett Nicole	-	-	-	-	
-	17	Spicer Mary	-	-	-	-	
Others			-	-	-	-	
Total Team			90	16	24	130	22.50



Dig

Avg. by set






P-3 VOLLEYBALL • Match players ranking

2010 FIVB World Grand Prix
Pool B - Kielce, POL




Match: 10 **Date:** 07.08.2010 **Spectators:** 1'100
City: Gdynia, Poland
Hall: Gdynia Competition Hall
Match duration: **Start:** 19:25 **End:** 21:29 **Total:** 2:04

Teams	Sets	1	2	3	4	5	Total
USA	1	23	22	25	23		93
GER	3	25	25	16	25		91
Set duration		0:28	0:31	0:26	0:30		1:55




USA • USA



Set

Avg. by set

Rk	No	Name	Running Sets	Faults	Still Sets	Total Attempts	Note
1	2	Glass Alisha	40	1	71	112	10.00
-	5	Sykora Stacy	-	-	-	-	
-	6	Davis Nicole	-	-	-	-	
-	7	Bown Heather	-	-	-	-	
-	8	Barboza Cynthia	-	-	-	-	
-	9	Tamas Jennifer	-	-	-	-	
-	11	Larson Jordan	-	-	-	-	
-	14	Fawcett Nicole	-	-	-	-	
-	16	Akinradewo Foluke	-	-	-	-	
-	17	Spicer Mary	-	-	-	-	
-	18	Hodge Megan	-	-	-	-	
-	19	Hooker Destinee	-	-	-	-	
Others			-	-	-	-	
Total Team			40	1	71	112	10.00



Reception

Eff. %
Limit: 25.00%

Rk	No	Name	Excellents	Faults	Serve Receptions	Total Attempts	Note
1	18	Hodge Megan	10	1	17	28	32.14
-	8	Barboza Cynthia	3	1	13	17	
-	11	Larson Jordan	7	2	8	17	
-	5	Sykora Stacy	2	2	7	11	
-	6	Davis Nicole	2	-	6	8	
-	7	Bown Heather	-	-	1	1	
-	2	Glass Alisha	-	-	-	-	
-	9	Tamas Jennifer	-	-	-	-	
-	14	Fawcett Nicole	-	-	-	-	
-	16	Akinradewo Foluke	-	-	-	-	
-	17	Spicer Mary	-	-	-	-	
-	19	Hooker Destinee	-	-	-	-	
Others			-	-	-	-	
Total Team			24	6	52	82	21.95





P-3 VOLLEYBALL • Match players ranking

2010 FIVB World Grand Prix
Pool B - Kielce, POL


FIVB
www.fivb.org

Match: 10 **Date:** 07.08.2010 **Spectators:** 1'100
City: Gdynia, Poland
Hall: Gdynia Competition Hall
Match duration: **Start:** 19:25 **End:** 21:29 **Total:** 2:04

Teams	Sets	1	2	3	4	5	Total
USA	1	23	22	25	23		93
GER	3	25	25	16	25		91
Set duration		0:28	0:31	0:26	0:30		1:55




GER • Germany



Spike

Succ. %
Limit: 15.00%

Rk	No	Name	Spikes	Faults	Shots	Total Attempts	Note
1	12	Beier Heike	10	3	15	28	35.71
2	14	Kozuch Margareta	11	13	27	51	21.57
3	15	Brinker Maren	5	4	21	30	16.67
-	9	Ssuschke Corina	10	1	5	16	
-	18	Schaus Nadja	6	-	6	12	
-	10	Matthes Anne	2	3	5	10	
-	19	Zautys Tatjana	2	2	3	7	
-	6	Hippe Saskia	-	1	4	5	
-	2	Weiß Kathleen	2	-	2	4	
-	3	Hanke Denise	-	-	-	-	
-	4	Tzscherlich Kerstin	-	-	-	-	
-	16	Brandt Anja	-	-	-	-	
Others			-	-	-	-	
Total Team			48	27	88	163	29.45



Block

Avg. by set

Rk	No	Name	Kill Blocks	Faults	Rebounds	Total Attempts	Note
1	15	Brinker Maren	2	2	5	9	0.50
1	18	Schaus Nadja	2	7	6	15	0.50
1	9	Ssuschke Corina	2	10	7	19	0.50
-	3	Hanke Denise	-	-	-	-	
-	4	Tzscherlich Kerstin	-	-	-	-	
-	6	Hippe Saskia	-	-	-	-	
-	10	Matthes Anne	-	-	1	1	
-	12	Beier Heike	-	-	6	6	
-	16	Brandt Anja	-	-	-	-	
-	19	Zautys Tatjana	-	-	-	-	
-	14	Kozuch Margareta	-	4	3	7	
-	2	Weiß Kathleen	-	2	1	3	
Others			-	-	-	-	
Total Team			6	25	29	60	1.50





P-3 VOLLEYBALL • Match players ranking

2010 FIVB World Grand Prix
Pool B - Kielce, POL




Match: 10 **Date:** 07.08.2010 **Spectators:** 1'100
City: Gdynia, Poland
Hall: Gdynia Competition Hall
Match duration: **Start:** 19:25 **End:** 21:29 **Total:** 2:04

Teams	Sets	1	2	3	4	5	Total
USA	1	23	22	25	23		93
GER	3	25	25	16	25		91
Set duration		0:28	0:31	0:26	0:30		1:55



GER • Germany




Serve

Avg. by set

Rk	No	Name	Aces	Faults	Serve Hits	Total Attempts	Note
1	12	Beier Heike	5	2	13	20	1.25
2	2	Weiß Kathleen	1	1	16	18	0.25
2	18	Schaus Nadja	1	2	9	12	0.25
-	3	Hanke Denise	-	-	-	-	
-	4	Tzscherlich Kerstin	-	-	-	-	
-	10	Matthes Anne	-	-	4	4	
-	14	Kozuch Margareta	-	-	10	10	
-	15	Brinker Maren	-	-	12	12	
-	16	Brandt Anja	-	-	-	-	
-	19	Zautys Tatjana	-	-	2	2	
-	9	Ssuschke Corina	-	2	7	9	
-	6	Hippe Saskia	-	1	2	3	
Others			-	-	-	-	
Total Team			7	8	75	90	1.75

Team

Opponent errors & Team faults	30	-		30	
-------------------------------	----	---	--	----	--



Dig

Avg. by set

Rk	No	Name	Digs	Faults	Receptions	Total Attempts	Note
1	4	Tzscherlich Kerstin	34	7	7	48	8.50
2	15	Brinker Maren	15	9	8	32	3.75
3	12	Beier Heike	13	4	8	25	3.25
4	14	Kozuch Margareta	12	1	3	16	3.00
5	2	Weiß Kathleen	11	3	3	17	2.75
6	9	Ssuschke Corina	8	-	3	11	2.00
7	18	Schaus Nadja	4	-	1	5	1.00
8	10	Matthes Anne	3	3	1	7	0.75
9	6	Hippe Saskia	1	1	-	2	0.25
-	3	Hanke Denise	-	-	2	2	
-	16	Brandt Anja	-	-	-	-	
-	19	Zautys Tatjana	-	-	1	1	
Others			-	-	-	-	
Total Team			101	28	37	166	25.25





P-3 VOLLEYBALL • Match players ranking

2010 FIVB World Grand Prix
Pool B - Kielce, POL


FIVB
www.fivb.org

Match: 10 Date: 07.08.2010 Spectators: 1'100
City: Gdynia, Poland
Hall: Gdynia Competition Hall
Match duration: Start: 19:25 End: 21:29 Total: 2:04

Teams	Sets	1	2	3	4	5	Total
USA	1	23	22	25	23		93
GER	3	25	25	16	25		91
Set duration		0:28	0:31	0:26	0:30		1:55




GER • Germany



Set

Avg. by set

Rk	No	Name	Running Sets	Faults	Still Sets	Total Attempts	Note
1	2	Weiß Kathleen	37	-	81	118	9.25
2	3	Hanke Denise	5	-	7	12	1.25
-	4	Tzscherlich Kerstin	-	-	-	-	
-	6	Hippe Saskia	-	-	-	-	
-	9	Ssuschke Corina	-	-	2	2	
-	10	Matthes Anne	-	-	-	-	
-	12	Beier Heike	-	-	-	-	
-	14	Kozuch Margareta	-	-	-	-	
-	15	Brinker Maren	-	-	-	-	
-	16	Brandt Anja	-	-	-	-	
-	18	Schaus Nadja	-	-	1	1	
-	19	Zautys Tatjana	-	-	-	-	
Others			-	-	-	-	
Total Team			42	-	91	133	10.50



Reception

Eff. %
Limit: 25.00%

Rk	No	Name	Excellents	Faults	Serve Receptions	Total Attempts	Note
1	12	Beier Heike	3	2	27	32	3.13
-	4	Tzscherlich Kerstin	10	2	8	20	
-	15	Brinker Maren	4	1	14	19	
-	10	Matthes Anne	1	-	11	12	
-	6	Hippe Saskia	-	-	2	2	
-	18	Schaus Nadja	-	-	1	1	
-	2	Weiß Kathleen	-	-	-	-	
-	3	Hanke Denise	-	-	-	-	
-	9	Ssuschke Corina	-	-	-	-	
-	14	Kozuch Margareta	-	-	-	-	
-	16	Brandt Anja	-	-	-	-	
-	19	Zautys Tatjana	-	-	-	-	
Others			-	-	-	-	
Total Team			18	5	63	86	15.12

