



# P-2 VOLLEYBALL • Match result



3rd Round / 2010 FIVB Women's World Championship  
Norceca - G

**Match:** 6    **Date:** 7/8/2009    **Spectators:** 2,500  
**City:** Orlando, Florida  
**Hall:** UCF Arena  
**Match duration:** **Start:** 19:40    **End:** 20:50    **Total:** 1:10

Teams	Sets	1	2	3	4	5	Total
<b>USA</b>	<b>3</b>	25	25	25			75
<b>CRC</b>	<b>0</b>	15	9	15			39
<b>Set duration</b>		0:22	0:20	0:22			1:04

**Referees:** Marrero Miguel (PUR) & Navarro Kenneth (AHO)

USA • United States of America		1	2	3	4	5	Pts
2	Scott-Arruda Danielle	■	■	■			8
3	Haneef-Park Tayyiba	■	■	■			6
4	Pressey Angela						
5	L Sykora Stacy	L	L	L			
7	Bown Heather						
8	Barboza Cynthia	■	■	■			18
10	Richards Kristin						
12	Metcalfe Nancy						
15	Thompson Courtney	■	■	■			4
16	Harmotto Christa	■	■	■			4
17	Spicer Mary						
19	Collymore Jane	■	■	■			18
<b>Coach:</b> High McCutcheon (NZL)							
<b>Assistant:</b> Karch Charles Kiraly (USA)							

CRC • Costa Rica		1	2	3	4	5	Pts
1	Thompson Dionisia	■	■	■			
2	Murillo Chavez Tatiana	□		□			
5	Cope Charles Karen	■	■	■			9
6	Willis Lindo Angela	■	■	■			3
7	Quesada Sequeira Mariela	□	□	□			
8	Chaves Gonzalez Susana		□	□			
9	Willis Lindo Verania	■	■	■			7
10	Remirez Vargas Paola						
11	Pinnock Gibbons Onicka	■	■	■			4
14	Fonseca Avila Irene	■	■	■			2
16	Hines Cuza Mijal		□	□			
17	L Alfaro Alfaro Marianela	L	L	L			
<b>Coach:</b> Henry Rodriguez							
<b>Assistant:</b> Cartin Caravajal							

## TEAMS AND PLAYERS PERFORMANCES

Won Pts	Total Atts	No Name
<b>44</b>	<b>83</b>	<b>Total Team</b>
16	27	8 Barboza Cynthia
15	27	19 Collymore Jane
6	9	2 Scott-Arruda Danielle
<b>5</b>	<b>31</b>	<b>Total Team</b>
2	5	3 Haneef-Park Tayyiba
1	6	2 Scott-Arruda Danielle
1	6	19 Collymore Jane
<b>9</b>	<b>73</b>	<b>Total Team</b>
4	25	15 Thompson Courtney
2	13	19 Collymore Jane
1	9	2 Scott-Arruda Danielle
<b>17</b>		<b>Total Team</b>
<b>75</b>	<b>187</b>	<b>Total Team</b>
18	43	8 Barboza Cynthia

Scoring Skills
<b>Spike</b>
<b>Block</b>
<b>Serve</b>
<b>Opp. error</b>
<b>Total</b>
<b>Best Scorer</b>

Won Pts	Total Atts	No Name
<b>22</b>	<b>87</b>	<b>Total Team</b>
8	25	5 Cope Charles Karen
7	23	9 Willis Lindo Verania
3	9	6 Willis Lindo Angela
<b>2</b>	<b>22</b>	<b>Total Team</b>
1	2	5 Cope Charles Karen
1	5	11 Pinnock Gibbons Onicka
<b>1</b>	<b>41</b>	<b>Total Team</b>
1	7	11 Pinnock Gibbons Onicka
<b>14</b>		<b>Total Team</b>
<b>39</b>	<b>150</b>	<b>Total Team</b>
9	36	5 Cope Charles Karen

Starting line-up    Pts = Points scored    [nn] = Captain  
 Substitute    Atts = Attempts    L = Libero  
 Opp = Opponent

Name game jury president: .....  
 Signature: .....





# P-3 VOLLEYBALL • Match players ranking

3rd Round / 2010 FIVB Women's World Championship  
Norceca - G




**Match:** 6    **Date:** 7/8/2009    **Spectators:** 2,500  
**City:** Orlando, Florida  
**Hall:** UCF Arena  
**Match duration:** **Start:** 19:40    **End:** 20:50    **Total:** 1:10

Teams	Sets	1	2	3	4	5	Total
<b>USA</b>	<b>3</b>	25	25	25			75
<b>CRC</b>	<b>0</b>	15	9	15			39
<b>Set duration</b>		0:22	0:20	0:22			1:04




## USA • United States of America



**Spike**

Succ. %  
Limit: 15.00%


Rk	No	Name	Spikes	Faults	Shots	Total Attempts	Note
1	8	Barboza Cynthia	16	1	10	27	59.26
2	19	Collymore Jane	15	3	9	27	55.56
3	3	Haneef-Park Tayyiba	4	2	7	13	30.77
-	2	Scott-Arruda Danielle	6	1	2	9	
-	16	Harmotto Christa	3	2	-	5	
-	15	Thompson Courtney	-	-	2	2	
-	4	Pressey Angela	-	-	-	-	
-	5	Sykora Stacy	-	-	-	-	
-	7	Bown Heather	-	-	-	-	
-	10	Richards Kristin	-	-	-	-	
-	12	Metcalfe Nancy	-	-	-	-	
-	17	Spicer Mary	-	-	-	-	
<b>Others</b>			-	-	-	-	
<b>Total Team</b>			44	9	30	83	53.01



**Block**

Avg. by set

Rk	No	Name	Kill Blocks	Faults	Rebounds	Total Attempts	Note
1	3	Haneef-Park Tayyiba	2	2	1	5	0.67
2	2	Scott-Arruda Danielle	1	1	4	6	0.33
2	19	Collymore Jane	1	1	4	6	0.33
2	8	Barboza Cynthia	1	3	-	4	0.33
-	4	Pressey Angela	-	-	-	-	
-	5	Sykora Stacy	-	-	-	-	
-	7	Bown Heather	-	-	-	-	
-	10	Richards Kristin	-	-	-	-	
-	12	Metcalfe Nancy	-	-	-	-	
-	17	Spicer Mary	-	-	-	-	
-	15	Thompson Courtney	-	2	2	4	
-	16	Harmotto Christa	-	3	3	6	
<b>Others</b>			-	-	-	-	
<b>Total Team</b>			5	12	14	31	1.67



**Serve**

Avg. by set

Rk	No	Name	Aces	Faults	Serve Hits	Total Attempts	Note
1	15	Thompson Courtney	4	1	20	25	1.33
2	19	Collymore Jane	2	1	10	13	0.67
3	2	Scott-Arruda Danielle	1	-	8	9	0.33
3	16	Harmotto Christa	1	1	6	8	0.33
3	8	Barboza Cynthia	1	3	8	12	0.33
-	3	Haneef-Park Tayyiba	-	-	6	6	
-	4	Pressey Angela	-	-	-	-	
-	5	Sykora Stacy	-	-	-	-	
-	7	Bown Heather	-	-	-	-	
-	10	Richards Kristin	-	-	-	-	
-	12	Metcalfe Nancy	-	-	-	-	
-	17	Spicer Mary	-	-	-	-	
<b>Others</b>			-	-	-	-	
<b>Total Team</b>			9	6	58	73	3.00

Team	Opponent errors & Team faults				
		17	-		17





# P-3 VOLLEYBALL • Match players ranking

3rd Round / 2010 FIVB Women's World Championship  
Norceca - G




**Match:** 6 **Date:** 7/8/2009 **Spectators:** 2,500  
**City:** Orlando, Florida  
**Hall:** UCF Arena  
**Match duration:** **Start:** 19:40 **End:** 20:50 **Total:** 1:10

Teams	Sets	1	2	3	4	5	Total
<b>USA</b>	<b>3</b>	25	25	25			75
<b>CRC</b>	<b>0</b>	15	9	15			39
<b>Set duration</b>		0:22	0:20	0:22			1:04




## USA • United States of America



**Dig**

Avg. by set


Rk	No	Name	Digs	Faults	Receptions	Total Attempts	Note
1	5	Sykora Stacy	12	-	2	14	4.00
2	19	Collymore Jane	8	-	-	8	2.67
3	15	Thompson Courtney	7	1	3	11	2.33
4	3	Haneef-Park Tayyiba	6	1	4	11	2.00
5	8	Barboza Cynthia	5	2	1	8	1.67
6	2	Scott-Arruda Danielle	2	1	1	4	0.67
7	16	Harmotto Christa	1	-	-	1	0.33
-	4	Pressey Angela	-	-	-	-	
-	7	Bown Heather	-	-	-	-	
-	10	Richards Kristin	-	-	-	-	
-	12	Metcalfe Nancy	-	-	-	-	
-	17	Spicer Mary	-	-	-	-	
<b>Others</b>			-	-	-	-	
<b>Total Team</b>			41	5	11	57	13.67



**Set**

Avg. by set

Rk	No	Name	Running Sets	Faults	Still Sets	Total Attempts	Note
1	15	Thompson Courtney	17	-	45	62	5.67
-	2	Scott-Arruda Danielle	-	-	2	2	
-	3	Haneef-Park Tayyiba	-	-	-	-	
-	4	Pressey Angela	-	-	-	-	
-	5	Sykora Stacy	-	-	4	4	
-	7	Bown Heather	-	-	-	-	
-	8	Barboza Cynthia	-	-	3	3	
-	10	Richards Kristin	-	-	-	-	
-	12	Metcalfe Nancy	-	-	-	-	
-	16	Harmotto Christa	-	-	-	-	
-	17	Spicer Mary	-	-	-	-	
-	19	Collymore Jane	-	-	-	-	
<b>Others</b>			-	-	-	-	
<b>Total Team</b>			17	-	54	71	5.67



**Reception**

Eff. %  
Limit: 25.00%

Rk	No	Name	Excellents	Faults	Serve Receptions	Total Attempts	Note
1	5	Sykora Stacy	9	2	6	17	41.18
2	8	Barboza Cynthia	6	2	4	12	33.33
-	19	Collymore Jane	1	-	2	3	
-	2	Scott-Arruda Danielle	-	-	-	-	
-	3	Haneef-Park Tayyiba	-	-	-	-	
-	4	Pressey Angela	-	-	-	-	
-	7	Bown Heather	-	-	-	-	
-	10	Richards Kristin	-	-	-	-	
-	12	Metcalfe Nancy	-	-	-	-	
-	15	Thompson Courtney	-	-	-	-	
-	16	Harmotto Christa	-	-	-	-	
-	17	Spicer Mary	-	-	-	-	
<b>Others</b>			-	-	-	-	
<b>Total Team</b>			16	4	12	32	37.50





# P-3 VOLLEYBALL • Match players ranking

3rd Round / 2010 FIVB Women's World Championship  
Norceca - G



**Match:** 6 **Date:** 7/8/2009 **Spectators:** 2,500  
**City:** Orlando, Florida  
**Hall:** UCF Arena  
**Match duration:** **Start:** 19:40 **End:** 20:50 **Total:** 1:10

Teams	Sets	1	2	3	4	5	Total
<b>USA</b>	<b>3</b>	25	25	25			75
<b>CRC</b>	<b>0</b>	15	9	15			39
<b>Set duration</b>		0:22	0:20	0:22			1:04



## CRC • Costa Rica

**Spike**

Succ. %  
Limit: 15.00%

Rk	No	Name	Spikes	Faults	Shots	Total Attempts	Note
1	5	Cope Charles Karen	8	4	13	25	32.00
2	9	Willis Lindo Verania	7	3	13	23	30.43
3	11	Pinnock Gibbons Onicka	2	3	10	15	13.33
-	6	Willis Lindo Angela	3	2	4	9	
-	14	Fonseca Avila Irene	2	1	4	7	
-	1	Thompson Dionisia	-	3	3	6	
-	16	Hines Cuza Mijal	-	-	2	2	
-	2	Murillo Chavez Tatiana	-	-	-	-	
-	7	Quesada Sequeira Mariela	-	-	-	-	
-	8	Chaves Gonzalez Susana	-	-	-	-	
-	10	Remirez Vargas Paola	-	-	-	-	
-	17	Alfaro Alfaro Marianela	-	-	-	-	
<b>Others</b>			-	-	-	-	
<b>Total Team</b>			22	16	49	87	25.29

**Block**

Avg. by set

Rk	No	Name	Kill Blocks	Faults	Rebounds	Total Attempts	Note
1	5	Cope Charles Karen	1	-	1	2	0.33
1	11	Pinnock Gibbons Onicka	1	2	2	5	0.33
-	2	Murillo Chavez Tatiana	-	-	-	-	
-	7	Quesada Sequeira Mariela	-	-	-	-	
-	8	Chaves Gonzalez Susana	-	-	-	-	
-	10	Remirez Vargas Paola	-	-	-	-	
-	16	Hines Cuza Mijal	-	-	-	-	
-	17	Alfaro Alfaro Marianela	-	-	-	-	
-	1	Thompson Dionisia	-	1	4	5	
-	6	Willis Lindo Angela	-	2	3	5	
-	14	Fonseca Avila Irene	-	2	2	4	
-	9	Willis Lindo Verania	-	1	-	1	
<b>Others</b>			-	-	-	-	
<b>Total Team</b>			2	8	12	22	0.67

**Serve**

Avg. by set

Rk	No	Name	Aces	Faults	Serve Hits	Total Attempts	Note
1	11	Pinnock Gibbons Onicka	1	-	6	7	0.33
-	2	Murillo Chavez Tatiana	-	-	1	1	
-	7	Quesada Sequeira Mariela	-	-	2	2	
-	8	Chaves Gonzalez Susana	-	-	1	1	
-	9	Willis Lindo Verania	-	-	6	6	
-	10	Remirez Vargas Paola	-	-	-	-	
-	16	Hines Cuza Mijal	-	-	-	-	
-	17	Alfaro Alfaro Marianela	-	-	-	-	
-	5	Cope Charles Karen	-	1	8	9	
-	6	Willis Lindo Angela	-	1	4	5	
-	1	Thompson Dionisia	-	2	5	7	
-	14	Fonseca Avila Irene	-	1	2	3	
<b>Others</b>			-	-	-	-	
<b>Total Team</b>			1	5	35	41	0.33

Team	Opponent errors & Team faults	14	-	14
------	-------------------------------	----	---	----





# P-3 VOLLEYBALL • Match players ranking

3rd Round / 2010 FIVB Women's World Championship  
Norceca - G




**Match:** 6    **Date:** 7/8/2009    **Spectators:** 2,500  
**City:** Orlando, Florida  
**Hall:** UCF Arena  
**Match duration:** **Start:** 19:40    **End:** 20:50    **Total:** 1:10

Teams	Sets	1	2	3	4	5	Total
<b>USA</b>	<b>3</b>	25	25	25			75
<b>CRC</b>	<b>0</b>	15	9	15			39
<b>Set duration</b>		0:22	0:20	0:22			1:04




## CRC • Costa Rica



**Dig**

Avg. by set


Rk	No	Name	Digs	Faults	Receptions	Total Attempts	Note
1	17	Alfaro Alfaro Marianela	16	4	4	24	5.33
2	5	Cope Charles Karen	6	1	-	7	2.00
2	9	Willis Lindo Verania	6	2	2	10	2.00
4	11	Pinnock Gibbons Onicka	4	4	-	8	1.33
5	14	Fonseca Avila Irene	2	-	1	3	0.67
5	1	Thompson Dionisia	2	6	2	10	0.67
-	2	Murillo Chavez Tatiana	-	-	-	-	
-	6	Willis Lindo Angela	-	-	-	-	
-	7	Quesada Sequeira Mariela	-	-	-	-	
-	8	Chaves Gonzalez Susana	-	-	-	-	
-	10	Remirez Vargas Paola	-	-	-	-	
-	16	Hines Cuza Mijal	-	-	-	-	
<b>Others</b>			-	-	-	-	
<b>Total Team</b>			36	17	9	62	12.00



**Set**

Avg. by set

Rk	No	Name	Running Sets	Faults	Still Sets	Total Attempts	Note
1	1	Thompson Dionisia	2	-	61	63	0.67
-	2	Murillo Chavez Tatiana	-	-	-	-	
-	5	Cope Charles Karen	-	-	-	-	
-	6	Willis Lindo Angela	-	-	2	2	
-	7	Quesada Sequeira Mariela	-	-	-	-	
-	8	Chaves Gonzalez Susana	-	-	7	7	
-	9	Willis Lindo Verania	-	-	-	-	
-	10	Remirez Vargas Paola	-	-	-	-	
-	11	Pinnock Gibbons Onicka	-	-	1	1	
-	14	Fonseca Avila Irene	-	-	-	-	
-	16	Hines Cuza Mijal	-	-	1	1	
-	17	Alfaro Alfaro Marianela	-	-	3	3	
<b>Others</b>			-	-	-	-	
<b>Total Team</b>			2	-	75	77	0.67



**Reception**

Eff. %  
Limit: 25.00%

Rk	No	Name	Excellents	Faults	Serve Receptions	Total Attempts	Note
1	17	Alfaro Alfaro Marianela	6	4	8	18	11.11
-	7	Quesada Sequeira Mariela	1	-	5	6	
-	5	Cope Charles Karen	2	1	2	5	
-	1	Thompson Dionisia	-	-	-	-	
-	2	Murillo Chavez Tatiana	-	-	-	-	
-	6	Willis Lindo Angela	-	-	-	-	
-	8	Chaves Gonzalez Susana	-	-	-	-	
-	10	Remirez Vargas Paola	-	-	-	-	
-	14	Fonseca Avila Irene	-	-	-	-	
-	16	Hines Cuza Mijal	-	-	-	-	
-	9	Willis Lindo Verania	4	11	6	21	
-	11	Pinnock Gibbons Onicka	-	4	2	6	
<b>Others</b>			-	-	-	-	
<b>Total Team</b>			13	20	23	56	

