



# P-2 VOLLEYBALL • Match result



## 2010 Women WCHQT NOR-G Third Round

**Match:** 1    **Date:** 7/6/2009    **Spectators:** 400  
**City:** ORLANDO, FLORIDA  
**Hall:** UCF ARENA  
**Match duration:** **Start:** 17:00    **End:** 18:11    **Total:** 1:11

Teams	Sets	1	2	3	4	5	Total
<b>CRC</b>	<b>3</b>	25	25	25			75
<b>BAR</b>	<b>0</b>	17	19	17			53
<b>Set duration</b>		0:23	0:22	0:20			1:05

**Referees:** LEONG, HANSEN (USA) & MARRERO, MIGUEL (PUR)

CRC • COSTA RICA		1	2	3	4	5	Pts
1	THOMPSON DIONISIA	■	■	■			7
2	MURILLO CHAVEZ TATIANA						
5	COPE CHARLES KAREN	■	■				5
6	WILLIS LINDO ANGELA	■	■	■			8
7	QUESADA SEQUEIRA MARIELA				■		6
8	CHAVES GONZALEZ SUSANA			□	□		
9	WILLIS LINDO VERANIA	■	■	■			15
10	RAMIREZ VARGAS PAOLA	■	■	■			10
11	PINNOCK GIBBONS ONIKCA						
14	FONSECA AVILA IRENE	■	■	■			2
16	HINES CUZA MIJAL			□	□		
17	L ALFARO ALFARO MARIANELA	L	L	L			

BAR • BARBADOS		1	2	3	4	5	Pts
2	MAYNARD TAMAR		□	■			1
3	CHASE-MAYERS JANELLE	■	■	■			5
4	EVANSON DANIELLE	■					1
5	PUCKERIN NICOLE				□		
6	BROWNE SHARLEEN	■	■	□			1
8	MATTHEWS SHARI	■	■	■			8
9	BRANDFORD MELISSA		■	■			2
10	LEWIS JULIA	■	■	■			12
11	SMITH DE-ANN						
14	L DOWELL MARISSA		L	L	L		
15	CARRINGTON ABAJE						
16	JOSEPH THONYA	■	■	■			5

**Coach:** RODRIGUEZ HENRY (CRC)  
**Assistant:** CARAVAJAL CARTIN (CRC)

**Coach:** ANDREW BRATHWAITE (BAR)  
**Assistant:** SHENNEL POOLER (BAR)

### TEAMS AND PLAYERS PERFORMANCES

Won Pts	Total Atts	No Name	Scoring Skills	Won Pts	Total Atts	No Name
<b>39</b>	<b>85</b>	<b>Total Team</b>		<b>24</b>	<b>82</b>	<b>Total Team</b>
13	23	9 WILLIS LINDO VERANIA	<b>Spike</b>	9	30	10 LEWIS JULIA
7	10	10 RAMIREZ VARGAS PAOLA		7	20	8 MATTHEWS SHARI
6	10	7 QUESADA SEQUEIRA		4	13	16 JOSEPH THONYA
<b>6</b>	<b>26</b>	<b>Total Team</b>	<b>Block</b>	<b>9</b>	<b>25</b>	<b>Total Team</b>
2	6	1 THOMPSON DIONISIA		3	5	3 CHASE-MAYERS JANELLE
2	6	14 FONSECA AVILA IRENE		2	6	10 LEWIS JULIA
1	5	6 WILLIS LINDO ANGELA	1	1	2 MAYNARD TAMAR	
<b>8</b>	<b>74</b>	<b>Total Team</b>	<b>Serve</b>	<b>2</b>	<b>54</b>	<b>Total Team</b>
3	21	1 THOMPSON DIONISIA		1	10	8 MATTHEWS SHARI
2	10	10 RAMIREZ VARGAS PAOLA		1	8	10 LEWIS JULIA
2	12	9 WILLIS LINDO VERANIA				
<b>22</b>		<b>Total Team</b>	<b>Opp. error</b>	<b>18</b>		<b>Total Team</b>
<b>75</b>	<b>185</b>	<b>Total Team</b>	<b>Total</b>	<b>53</b>	<b>161</b>	<b>Total Team</b>
15	38	9 WILLIS LINDO VERANIA	<b>Best Scorer</b>	12	44	10 LEWIS JULIA

■ Starting line-up    Pts = Points scored    [nn] = Captain  
□ Substitute    Atts = Attempts    L = Libero  
Opp = Opponent

Name game jury president: .....  
Signature: .....





# P-3 VOLLEYBALL • Match players ranking




2010 Women WCHQT NOR-G  
Third Round

Match: 1 Date: 7/6/2009 Spectators: 400  
City: ORLANDO, FLORIDA  
Hall: UCF ARENA  
Match duration: Start: 17:00 End: 18:11 Total: 1:11

Teams	Sets	1	2	3	4	5	Total
<b>CRC</b>	<b>3</b>	25	25	25			75
<b>BAR</b>	<b>0</b>	17	19	17			53
Set duration		0:23	0:22	0:20			1:05




## CRC • COSTA RICA



**Spike**

Succ. %  
Limit: 0.00%

Rk	No	Name	Spikes	Faults	Shots	Total Attempts	Note
1	10	RAMIREZ VARGAS PAOLA	7	3	-	10	70.00
2	7	QUESADA SEQUEIRA MARIELA	6	2	2	10	60.00
3	9	WILLIS LINDO VERANIA	13	5	5	23	56.52
4	1	THOMPSON DIONISIA	2	-	2	4	50.00
5	6	WILLIS LINDO ANGELA	6	4	5	15	40.00
6	5	COPE CHARLES KAREN	5	3	8	16	31.25
7	14	FONSECA AVILA IRENE	-	2	5	7	0.00
-	2	MURILLO CHAVEZ TATIANA	-	-	-	-	
-	8	CHAVES GONZALEZ SUSANA	-	-	-	-	
-	11	PINNOCK GIBBONS ONIKCA	-	-	-	-	
-	16	HINES CUZA MIJAL	-	-	-	-	
-	17	ALFARO ALFARO MARIANELA	-	-	-	-	
<b>Others</b>			-	-	-	-	
<b>Total Team</b>			39	19	27	85	45.88



**Block**

Avg. by set

Rk	No	Name	Kill Blocks	Faults	Rebounds	Total Attempts	Note
1	1	THOMPSON DIONISIA	2	2	2	6	0.67
1	14	FONSECA AVILA IRENE	2	2	2	6	0.67
3	6	WILLIS LINDO ANGELA	1	2	2	5	0.33
3	10	RAMIREZ VARGAS PAOLA	1	3	-	4	0.33
-	2	MURILLO CHAVEZ TATIANA	-	-	-	-	
-	8	CHAVES GONZALEZ SUSANA	-	-	-	-	
-	9	WILLIS LINDO VERANIA	-	-	3	3	
-	11	PINNOCK GIBBONS ONIKCA	-	-	-	-	
-	16	HINES CUZA MIJAL	-	-	-	-	
-	17	ALFARO ALFARO MARIANELA	-	-	-	-	
-	5	COPE CHARLES KAREN	-	1	-	1	
-	7	QUESADA SEQUEIRA MARIELA	-	1	-	1	
<b>Others</b>			-	-	-	-	
<b>Total Team</b>			6	11	9	26	2.00





# P-3 VOLLEYBALL • Match players ranking



2010 Women WCHQT NOR-G  
Third Round


**Match:** 1    **Date:** 7/6/2009    **Spectators:** 400  
**City:** ORLANDO, FLORIDA  
**Hall:** UCF ARENA  
**Match duration:** **Start:** 17:00    **End:** 18:11    **Total:** 1:11

Teams	Sets	1	2	3	4	5	Total
<b>CRC</b>	<b>3</b>	25	25	25			75
<b>BAR</b>	<b>0</b>	17	19	17			53
<b>Set duration</b>		0:23	0:22	0:20			1:05



## CRC • COSTA RICA

Rk	No	Name	Aces	Faults	Serve Hits	Total Attempts	Note
1	1	THOMPSON DIONISIA	3	1	17	21	1.00
2	10	RAMIREZ VARGAS PAOLA	2	-	8	10	0.67
2	9	WILLIS LINDO VERANIA	2	2	8	12	0.67
4	6	WILLIS LINDO ANGELA	1	1	8	10	0.33
-	2	MURILLO CHAVEZ TATIANA	-	-	-	-	
-	8	CHAVES GONZALEZ SUSANA	-	-	-	-	
-	11	PINNOCK GIBBONS ONIKCA	-	-	-	-	
-	14	FONSECA AVILA IRENE	-	-	10	10	
-	16	HINES CUZA MIJAL	-	-	-	-	
-	17	ALFARO ALFARO MARIANELA	-	-	-	-	
-	5	COPE CHARLES KAREN	-	1	6	7	
-	7	QUESADA SEQUEIRA MARIELA	-	2	2	4	
<b>Others</b>			-	-	-	-	
<b>Total Team</b>			8	7	59	74	2.67



**Serve**

Avg. by set

Team	Opponent errors & Team faults	Aces	Faults	Serve Hits	Total Attempts	Note
	Opponent errors & Team faults	22	-		22	

Rk	No	Name	Digs	Faults	Receptions	Total Attempts	Note
1	9	WILLIS LINDO VERANIA	13	1	3	17	4.33
2	17	ALFARO ALFARO MARIANELA	12	1	1	14	4.00
3	1	THOMPSON DIONISIA	6	-	2	8	2.00
4	6	WILLIS LINDO ANGELA	5	1	-	6	1.67
5	5	COPE CHARLES KAREN	3	1	1	5	1.00
6	10	RAMIREZ VARGAS PAOLA	2	1	-	3	0.67
7	7	QUESADA SEQUEIRA MARIELA	1	-	1	2	0.33
7	16	HINES CUZA MIJAL	1	-	-	1	0.33
-	2	MURILLO CHAVEZ TATIANA	-	-	-	-	
-	8	CHAVES GONZALEZ SUSANA	-	-	-	-	
-	11	PINNOCK GIBBONS ONIKCA	-	-	-	-	
-	14	FONSECA AVILA IRENE	-	1	-	1	
<b>Others</b>			-	-	-	-	
<b>Total Team</b>			43	6	8	57	14.33



**Dig**

Avg. by set





# P-3 VOLLEYBALL • Match players ranking




2010 Women WCHQT NOR-G  
Third Round

**Match:** 1    **Date:** 7/6/2009    **Spectators:** 400  
**City:** ORLANDO, FLORIDA  
**Hall:** UCF ARENA  
**Match duration:** **Start:** 17:00    **End:** 18:11    **Total:** 1:11

Teams	Sets	1	2	3	4	5	Total
<b>CRC</b>	<b>3</b>	25	25	25			75
<b>BAR</b>	<b>0</b>	17	19	17			53
<b>Set duration</b>		0:23	0:22	0:20			1:05




## CRC • COSTA RICA



**Set**

Avg. by set

Rk	No	Name	Running Sets	Faults	Still Sets	Total Attempts	Note
1	8	CHAVES GONZALEZ SUSANA	2	-	5	7	0.67
1	1	THOMPSON DIONISIA	2	2	54	58	0.67
-	2	MURILLO CHAVEZ TATIANA	-	-	-	-	
-	5	COPE CHARLES KAREN	-	-	-	-	
-	6	WILLIS LINDO ANGELA	-	-	2	2	
-	7	QUESADA SEQUEIRA MARIELA	-	-	-	-	
-	9	WILLIS LINDO VERANIA	-	-	3	3	
-	10	RAMIREZ VARGAS PAOLA	-	-	1	1	
-	11	PINNOCK GIBBONS ONIKCA	-	-	-	-	
-	14	FONSECA AVILA IRENE	-	-	2	2	
-	16	HINES CUZA MIJAL	-	-	-	-	
-	17	ALFARO ALFARO MARIANELA	-	-	3	3	
<b>Others</b>			-	-	-	-	
<b>Total Team</b>			4	2	70	76	1.33



**Reception**

Eff. %  
Limit: 0.00%

Rk	No	Name	Excellents	Faults	Serve Receptions	Total Attempts	Note
1	17	ALFARO ALFARO MARIANELA	9	-	7	16	56.25
2	9	WILLIS LINDO VERANIA	5	-	5	10	50.00
3	7	QUESADA SEQUEIRA MARIELA	-	-	2	2	0.00
-	1	THOMPSON DIONISIA	-	-	-	-	
-	2	MURILLO CHAVEZ TATIANA	-	-	-	-	
-	8	CHAVES GONZALEZ SUSANA	-	-	-	-	
-	10	RAMIREZ VARGAS PAOLA	-	-	-	-	
-	11	PINNOCK GIBBONS ONIKCA	-	-	-	-	
-	14	FONSECA AVILA IRENE	-	-	-	-	
-	16	HINES CUZA MIJAL	-	-	-	-	
-	6	WILLIS LINDO ANGELA	3	4	5	12	
-	5	COPE CHARLES KAREN	1	3	1	5	
<b>Others</b>			-	-	-	-	
<b>Total Team</b>			18	7	20	45	24.44





# P-3 VOLLEYBALL • Match players ranking

2010 Women WCHQT NOR-G  
Third Round




Match: 1 Date: 7/6/2009 Spectators: 400  
City: ORLANDO, FLORIDA  
Hall: UCF ARENA  
Match duration: Start: 17:00 End: 18:11 Total: 1:11

Teams	Sets	1	2	3	4	5	Total
CRC	3	25	25	25			75
BAR	0	17	19	17			53
Set duration		0:23	0:22	0:20			1:05




## BAR • BARBADOS



**Spike**

Succ. %  
Limit: 0.00%

Rk	No	Name	Spikes	Faults	Shots	Total Attempts	Note
1	6	BROWNE SHARLEEN	1	-	-	1	100.00
2	8	MATTHEWS SHARI	7	7	6	20	35.00
3	16	JOSEPH THONYA	4	3	6	13	30.77
4	10	LEWIS JULIA	9	5	16	30	30.00
5	3	CHASE-MAYERS JANELLE	2	2	7	11	18.18
6	9	BRANDFORD MELISSA	1	-	5	6	16.67
7	4	EVANSON DANIELLE	-	1	-	1	0.00
-	2	MAYNARD TAMAR	-	-	-	-	
-	5	PUCKERIN NICOLE	-	-	-	-	
-	11	SMITH DE-ANN	-	-	-	-	
-	14	DOWELL MARISSA	-	-	-	-	
-	15	CARRINGTON ABAJE	-	-	-	-	
Others			-	-	-	-	
<b>Total Team</b>			24	18	40	82	29.27



**Block**

Avg. by set

Rk	No	Name	Kill Blocks	Faults	Rebounds	Total Attempts	Note
1	3	CHASE-MAYERS JANELLE	3	-	2	5	1.00
2	10	LEWIS JULIA	2	3	1	6	0.67
3	2	MAYNARD TAMAR	1	-	-	1	0.33
3	9	BRANDFORD MELISSA	1	-	-	1	0.33
3	4	EVANSON DANIELLE	1	1	-	2	0.33
3	16	JOSEPH THONYA	1	3	2	6	0.33
-	5	PUCKERIN NICOLE	-	-	-	-	
-	11	SMITH DE-ANN	-	-	-	-	
-	14	DOWELL MARISSA	-	-	-	-	
-	15	CARRINGTON ABAJE	-	-	-	-	
-	6	BROWNE SHARLEEN	-	2	1	3	
-	8	MATTHEWS SHARI	-	1	-	1	
Others			-	-	-	-	
<b>Total Team</b>			9	10	6	25	3.00





# P-3 VOLLEYBALL • Match players ranking

2010 Women WCHQT NOR-G  
Third Round




Match: 1 Date: 7/6/2009 Spectators: 400  
City: ORLANDO, FLORIDA  
Hall: UCF ARENA  
Match duration: Start: 17:00 End: 18:11 Total: 1:11

Teams	Sets	1	2	3	4	5	Total
CRC	3	25	25	25			75
BAR	0	17	19	17			53
Set duration		0:23	0:22	0:20			1:05



## BAR • BARBADOS



**Serve**

Avg. by set

Rk	No	Name	Aces	Faults	Serve Hits	Total Attempts	Note
1	8	MATTHEWS SHARI	1	1	8	10	0.33
1	10	LEWIS JULIA	1	1	6	8	0.33
-	2	MAYNARD TAMAR	-	-	4	4	
-	4	EVANSON DANIELLE	-	-	1	1	
-	5	PUCKERIN NICOLE	-	-	-	-	
-	6	BROWNE SHARLEEN	-	-	9	9	
-	9	BRANDFORD MELISSA	-	-	6	6	
-	11	SMITH DE-ANN	-	-	-	-	
-	14	DOWELL MARISSA	-	-	-	-	
-	15	CARRINGTON ABAJE	-	-	-	-	
-	3	CHASE-MAYERS JANELLE	-	1	7	8	
-	16	JOSEPH THONYA	-	2	6	8	
<b>Others</b>			-	-	-	-	
<b>Total Team</b>			2	5	47	54	0.67

### Team

Opponent errors & Team faults	18	-		18	
-------------------------------	----	---	--	----	--



**Dig**

Avg. by set

Rk	No	Name	Digs	Faults	Receptions	Total Attempts	Note
1	10	LEWIS JULIA	4	4	2	10	1.33
2	16	JOSEPH THONYA	3	-	-	3	1.00
2	14	DOWELL MARISSA	3	1	-	4	1.00
2	3	CHASE-MAYERS JANELLE	3	2	2	7	1.00
2	8	MATTHEWS SHARI	3	2	1	6	1.00
2	9	BRANDFORD MELISSA	3	3	2	8	1.00
7	2	MAYNARD TAMAR	2	-	2	4	0.67
7	6	BROWNE SHARLEEN	2	2	1	5	0.67
9	4	EVANSON DANIELLE	1	-	-	1	0.33
-	11	SMITH DE-ANN	-	-	-	-	
-	15	CARRINGTON ABAJE	-	-	-	-	
-	5	PUCKERIN NICOLE	-	2	-	2	
<b>Others</b>			-	-	-	-	
<b>Total Team</b>			24	16	10	50	8.00





# P-3 VOLLEYBALL • Match players ranking

2010 Women WCHQT NOR-G  
Third Round




Match: 1 Date: 7/6/2009 Spectators: 400  
City: ORLANDO, FLORIDA  
Hall: UCF ARENA  
Match duration: Start: 17:00 End: 18:11 Total: 1:11

Teams	Sets	1	2	3	4	5	Total
CRC	3	25	25	25			75
BAR	0	17	19	17			53
Set duration		0:23	0:22	0:20			1:05




## BAR • BARBADOS



**Set**

Avg. by set

Rk	No	Name	Running Sets	Faults	Still Sets	Total Attempts	Note
-	3	CHASE-MAYERS JANELLE	-	-	4	4	
-	4	EVANSON DANIELLE	-	-	-	-	
-	5	PUCKERIN NICOLE	-	-	-	-	
-	8	MATTHEWS SHARI	-	-	2	2	
-	9	BRANDFORD MELISSA	-	-	-	-	
-	11	SMITH DE-ANN	-	-	-	-	
-	14	DOWELL MARISSA	-	-	2	2	
-	15	CARRINGTON ABAJE	-	-	-	-	
-	16	JOSEPH THONYA	-	-	-	-	
-	6	BROWNE SHARLEEN	-	2	41	43	
-	2	MAYNARD TAMAR	-	1	19	20	
-	10	LEWIS JULIA	-	1	2	3	
<b>Others</b>			-	-	-	-	
<b>Total Team</b>			-	4	70	74	



**Reception**

Eff. %  
Limit: 0.00%

Rk	No	Name	Excellents	Faults	Serve Receptions	Total Attempts	Note
1	6	BROWNE SHARLEEN	1	-	-	1	100.00
2	3	CHASE-MAYERS JANELLE	2	-	1	3	66.67
3	10	LEWIS JULIA	4	3	5	12	8.33
4	14	DOWELL MARISSA	9	7	16	32	6.25
5	5	PUCKERIN NICOLE	-	-	1	1	0.00
-	2	MAYNARD TAMAR	-	-	-	-	
-	4	EVANSON DANIELLE	-	-	-	-	
-	9	BRANDFORD MELISSA	-	-	-	-	
-	11	SMITH DE-ANN	-	-	-	-	
-	15	CARRINGTON ABAJE	-	-	-	-	
-	8	MATTHEWS SHARI	1	2	5	8	
-	16	JOSEPH THONYA	-	1	3	4	
<b>Others</b>			-	-	-	-	
<b>Total Team</b>			17	13	31	61	6.56

