



# P-2 VOLLEYBALL • Match result



## VIII Women's Pan American Cup 2009 SEMIFINALS

**Match:** 34 **Date:** 7/3/2009 **Spectators:** 2,500  
**City:** MIAMI, FLORIDA  
**Hall:** UNIVERSITY OF MIAMI  
**Match duration:** Start: 21:00 End: 22:57 Total: 1:57

Teams	Sets	1	2	3	4	5	Total
<b>USA</b>	<b>1</b>	25	22	19	14		80
<b>BRA</b>	<b>3</b>	22	25	25	25		97
<b>Set duration</b>		0:27	0:28	0:30	0:23		1:48

**Referees:** YURI RAMIREZ (DOM) & JORGE VILLALOBOS (CRC)

USA • UNITED STATES OF AMERICA		1	2	3	4	5	Pts
2	SCOTT-ARRUDA DANIELLE	■	■	■	■		5
3	HANEEF-PARK TAYYIBA	□					1
4	PRESSEY ANGELA				□		
5	L SYKORA STACY						
6	L DAVIS NICOLE	L	L	L	L		
7	BOWN HEATHER						
8	BARBOZA CYNTHIA	□	□	■	□		3
10	RICHARDS KRISTIN	■	■	□	■		8
11	LARSEN JORDAN	■	■	■	■		12
12	METCALF NANCY	■	■	■	■		19
15	THOMPSON COURTNEY	□	□	■	■		1
16	HARMOTTO CHRISTA	■	■	■	■		10
17	SPICER MARY	■	■		□		1
19	COLLYMORE JANE						

**Coach:** HUGH McCUTCHEON (NZL)  
**Assistant:** KARCH KIRALY (USA)

BRA • BRAZIL		1	2	3	4	5	Pts
1	CLAUDINO FABIANA MARCELINO	■	■	■	■		13
2	TAKAGUI ANA TIEMI	□	□				
3	STEINBRECHER MARIANNE	■	■				2
5	GATTAZ CAROLINE	■	■	■			5
6	MENEZES THAISA DAHER			□	■		2
8	LINS DANIELE RODRIGUES	■	■	■	■		2
10	GONZAGA WELISSA DE SOUZA	■	■	■	■		13
11	PEREIRA NATALIA ZILIO		□	■	■		12
13	CASTRO SHEILLA	■	■	■	■		21
14	L OLIVEIRA FABIANA	L	L	L	L		
15	SILVA ADENIZIA						
16	BIDIAS REGIANE						
18	DA SILVA JOYCE	□	□				
19	L BRAIT CAMILA						

**Coach:** J. ROBERTO GUIMARAES (BRA)  
**Assistant:** PAULO BARROS JUNIOR (BRA)

### TEAMS AND PLAYERS PERFORMANCES

Won Pts	Total Atts	No Name	Scoring Skills	Won Pts	Total Atts	No Name
<b>51</b>	<b>150</b>	<b>Total Team</b>		<b>58</b>	<b>142</b>	<b>Total Team</b>
16	44	12 METCALF NANCY	<b>Spike</b>	19	46	13 CASTRO SHEILLA
12	40	11 LARSEN JORDAN		11	21	1 CLAUDINO FABIANA
8	20	16 HARMOTTO CHRISTA		11	19	11 PEREIRA NATALIA ZILIO
<b>7</b>	<b>31</b>	<b>Total Team</b>	<b>Block</b>	<b>9</b>	<b>39</b>	<b>Total Team</b>
2	2	12 METCALF NANCY		2	11	1 CLAUDINO FABIANA
2	9	16 HARMOTTO CHRISTA		1	1	3 STEINBRECHER
2	12	2 SCOTT-ARRUDA		1	6	10 GONZAGA WELISSA DE
<b>2</b>	<b>81</b>	<b>Total Team</b>	<b>Serve</b>	<b>3</b>	<b>96</b>	<b>Total Team</b>
1	13	12 METCALF NANCY		2	13	10 GONZAGA WELISSA DE
1	11	8 BARBOZA CYNTHIA		1	22	13 CASTRO SHEILLA
<b>20</b>		<b>Total Team</b>	<b>Opp. error</b>	<b>27</b>		<b>Total Team</b>
<b>80</b>	<b>262</b>	<b>Total Team</b>		<b>Total</b>	<b>97</b>	<b>277</b>
19	59	12 METCALF NANCY	<b>Best Scorer</b>	21	72	13 CASTRO SHEILLA

■ Starting line-up    Pts = Points scored    [nn] = Captain  
□ Substitute    Atts = Attempts    L = Libero  
Opp = Opponent

Name game jury president: .....  
Signature: .....






# P-3 VOLLEYBALL • Match players ranking




VIII Women's Pan American Cup 2009  
SEMIFINALS

**Match:** 34 **Date:** 7/3/2009 **Spectators:** 2,500  
**City:** MIAMI, FLORIDA  
**Hall:** UNIVERSITY OF MIAMI  
**Match duration:** **Start:** 21:00 **End:** 22:57 **Total:** 1:57

Teams	Sets	1	2	3	4	5	Total
<b>USA</b>	<b>1</b>	25	22	19	14		80
<b>BRA</b>	<b>3</b>	22	25	25	25		97
<b>Set duration</b>		0:27	0:28	0:30	0:23		1:48




## USA • UNITED STATES OF AMERICA



**Spike**

Succ. %  
Limit: 15.00%

Rk	No	Name	Spikes	Faults	Shots	Total Attempts	Note
1	12	METCALF NANCY	16	8	20	44	36.36
2	11	LARSEN JORDAN	12	4	24	40	30.00
-	16	HARMOTTO CHRISTA	8	1	11	20	
-	8	BARBOZA CYNTHIA	2	3	8	13	
-	10	RICHARDS KRISTIN	8	3	2	13	
-	2	SCOTT-ARRUDA DANIELLE	3	1	8	12	
-	3	HANEEF-PARK TAYYIBA	1	1	3	5	
-	17	SPICER MARY	1	-	1	2	
-	15	THOMPSON COURTNEY	-	-	1	1	
-	4	PRESSEY ANGELA	-	-	-	-	
-	5	SYKORA STACY	-	-	-	-	
-	6	DAVIS NICOLE	-	-	-	-	
-	7	BOWN HEATHER	-	-	-	-	
-	19	COLLYMORE JANE	-	-	-	-	
<b>Others</b>			-	-	-	-	
<b>Total Team</b>			51	21	78	150	34.00



**Block**

Avg. by set

Rk	No	Name	Kill Blocks	Faults	Rebounds	Total Attempts	Note
1	12	METCALF NANCY	2	-	-	2	0.50
1	16	HARMOTTO CHRISTA	2	2	5	9	0.50
1	2	SCOTT-ARRUDA DANIELLE	2	3	7	12	0.50
4	15	THOMPSON COURTNEY	1	-	-	1	0.25
-	3	HANEEF-PARK TAYYIBA	-	-	-	-	
-	4	PRESSEY ANGELA	-	-	-	-	
-	5	SYKORA STACY	-	-	-	-	
-	6	DAVIS NICOLE	-	-	-	-	
-	7	BOWN HEATHER	-	-	-	-	
-	8	BARBOZA CYNTHIA	-	-	-	-	
-	17	SPICER MARY	-	-	-	-	
-	19	COLLYMORE JANE	-	-	-	-	
-	11	LARSEN JORDAN	-	2	2	4	
-	10	RICHARDS KRISTIN	-	2	1	3	
<b>Others</b>			-	-	-	-	
<b>Total Team</b>			7	9	15	31	1.75






# P-3 VOLLEYBALL • Match players ranking



## VIII Women's Pan American Cup 2009 SEMIFINALS

**Match:** 34 **Date:** 7/3/2009 **Spectators:** 2,500  
**City:** MIAMI, FLORIDA  
**Hall:** UNIVERSITY OF MIAMI  
**Match duration:** Start: 21:00 End: 22:57 Total: 1:57

Teams	Sets	1	2	3	4	5	Total
<b>USA</b>	<b>1</b>	25	22	19	14		80
<b>BRA</b>	<b>3</b>	22	25	25	25		97
<b>Set duration</b>		0:27	0:28	0:30	0:23		1:48



## USA • UNITED STATES OF AMERICA

Rk	No	Name	Aces	Faults	Serve Hits	Total Attempts	Note
1	12	METCALF NANCY	1	-	12	13	0.25
1	8	BARBOZA CYNTHIA	1	1	9	11	0.25
-	3	HANEEF-PARK TAYYIBA	-	-	-	-	
-	4	PRESSEY ANGELA	-	-	1	1	
-	5	SYKORA STACY	-	-	-	-	
-	6	DAVIS NICOLE	-	-	-	-	
-	7	BOWN HEATHER	-	-	-	-	
-	15	THOMPSON COURTNEY	-	-	14	14	
-	17	SPICER MARY	-	-	5	5	
-	19	COLLYMORE JANE	-	-	-	-	
-	16	HARMOTTO CHRISTA	-	1	8	9	
-	10	RICHARDS KRISTIN	-	1	5	6	
-	2	SCOTT-ARRUDA DANIELLE	-	2	9	11	
-	11	LARSEN JORDAN	-	2	9	11	
<b>Others</b>			-	-	-	-	
<b>Total Team</b>			2	7	72	81	0.50

**Serve**

Avg. by set

Team	Opponent errors & Team faults	Aces	Faults	Serve Hits	Total Attempts	Note
	Opponent errors & Team faults	20	-		20	

Rk	No	Name	Digs	Faults	Receptions	Total Attempts	Note
1	6	DAVIS NICOLE	20	5	14	39	5.00
2	12	METCALF NANCY	6	5	14	25	1.50
3	8	BARBOZA CYNTHIA	5	2	4	11	1.25
4	11	LARSEN JORDAN	2	-	5	7	0.50
4	2	SCOTT-ARRUDA DANIELLE	2	1	2	5	0.50
6	10	RICHARDS KRISTIN	1	3	2	6	0.25
-	3	HANEEF-PARK TAYYIBA	-	-	2	2	
-	4	PRESSEY ANGELA	-	-	-	-	
-	5	SYKORA STACY	-	-	-	-	
-	7	BOWN HEATHER	-	-	-	-	
-	19	COLLYMORE JANE	-	-	-	-	
-	17	SPICER MARY	-	2	4	6	
-	15	THOMPSON COURTNEY	-	6	10	16	
-	16	HARMOTTO CHRISTA	-	2	3	5	
<b>Others</b>			-	-	-	-	
<b>Total Team</b>			36	26	60	122	9.00

**Dig**

Avg. by set





# P-3 VOLLEYBALL • Match players ranking




VIII Women's Pan American Cup 2009  
SEMIFINALS

**Match:** 34 **Date:** 7/3/2009 **Spectators:** 2,500  
**City:** MIAMI, FLORIDA  
**Hall:** UNIVERSITY OF MIAMI  
**Match duration:** Start: 21:00 End: 22:57 Total: 1:57

Teams	Sets	1	2	3	4	5	Total
<b>USA</b>	<b>1</b>	25	22	19	14		80
<b>BRA</b>	<b>3</b>	22	25	25	25		97
<b>Set duration</b>		0:27	0:28	0:30	0:23		1:48




## USA • UNITED STATES OF AMERICA



**Set**

Avg. by set

Rk	No	Name	Running Sets	Faults	Still Sets	Total Attempts	Note
1	15	THOMPSON COURTNEY	15	1	70	86	3.75
2	17	SPICER MARY	5	1	42	48	1.25
-	2	SCOTT-ARRUDA DANIELLE	-	-	2	2	
-	3	HANEEF-PARK TAYYIBA	-	-	-	-	
-	4	PRESSEY ANGELA	-	-	-	-	
-	5	SYKORA STACY	-	-	-	-	
-	7	BOWN HEATHER	-	-	-	-	
-	8	BARBOZA CYNTHIA	-	-	4	4	
-	10	RICHARDS KRISTIN	-	-	1	1	
-	16	HARMOTTO CHRISTA	-	-	1	1	
-	19	COLLYMORE JANE	-	-	-	-	
-	6	DAVIS NICOLE	-	1	11	12	
-	11	LARSEN JORDAN	-	1	4	5	
-	12	METCALF NANCY	-	1	-	1	
<b>Others</b>			-	-	-	-	
<b>Total Team</b>			20	5	135	160	5.00



**Reception**

Eff. %  
Limit: 25.00%

Rk	No	Name	Excellents	Faults	Serve Receptions	Total Attempts	Note
1	6	DAVIS NICOLE	18	-	9	27	66.67
2	11	LARSEN JORDAN	14	2	11	27	44.44
-	10	RICHARDS KRISTIN	5	1	11	17	
-	8	BARBOZA CYNTHIA	9	-	4	13	
-	4	PRESSEY ANGELA	2	-	4	6	
-	2	SCOTT-ARRUDA DANIELLE	1	-	-	1	
-	3	HANEEF-PARK TAYYIBA	-	-	-	-	
-	5	SYKORA STACY	-	-	-	-	
-	7	BOWN HEATHER	-	-	-	-	
-	12	METCALF NANCY	-	-	-	-	
-	15	THOMPSON COURTNEY	-	-	-	-	
-	16	HARMOTTO CHRISTA	-	-	-	-	
-	17	SPICER MARY	-	-	-	-	
-	19	COLLYMORE JANE	-	-	-	-	
<b>Others</b>			-	-	-	-	
<b>Total Team</b>			49	3	39	91	50.55




## VIII Women's Pan American Cup 2009 SEMIFINALS

**Match:** 34 **Date:** 7/3/2009 **Spectators:** 2,500  
**City:** MIAMI, FLORIDA  
**Hall:** UNIVERSITY OF MIAMI  
**Match duration:** Start: 21:00 End: 22:57 Total: 1:57

Teams	Sets	1	2	3	4	5	Total
<b>USA</b>	<b>1</b>	25	22	19	14		80
<b>BRA</b>	<b>3</b>	22	25	25	25		97
<b>Set duration</b>		0:27	0:28	0:30	0:23		1:48




### BRA • BRAZIL



**Spike**

Succ. %  
Limit: 15.00%

Rk	No	Name	Spikes	Faults	Shots	Total Attempts	Note
1	13	CASTRO SHEILLA	19	1	26	46	41.30
2	10	GONZAGA WELISSA DE SOUZA	10	4	15	29	34.48
-	1	CLAUDINO FABIANA MARCELINO	11	2	8	21	
-	11	PEREIRA NATALIA ZILIO	11	6	2	19	
-	5	GATTAZ CAROLINE	4	1	4	9	
-	3	STEINBRECHER MARIANNE	1	2	6	9	
-	8	LINS DANIELE RODRIGUES	1	-	2	3	
-	6	MENEZES THAISA DAHER	1	1	1	3	
-	18	DA SILVA JOYCE	-	2	1	3	
-	2	TAKAGUI ANA TIEMI	-	-	-	-	
-	14	OLIVEIRA FABIANA	-	-	-	-	
-	15	SILVA ADENIZIA	-	-	-	-	
-	16	BIDIAS REGIANE	-	-	-	-	
-	19	BRAIT CAMILA	-	-	-	-	
<b>Others</b>			-	-	-	-	
<b>Total Team</b>			58	19	65	142	40.85



**Block**

Avg. by set

Rk	No	Name	Kill Blocks	Faults	Rebounds	Total Attempts	Note
1	1	CLAUDINO FABIANA MARCELINO	2	6	3	11	0.50
2	3	STEINBRECHER MARIANNE	1	-	-	1	0.25
2	10	GONZAGA WELISSA DE SOUZA	1	-	5	6	0.25
2	11	PEREIRA NATALIA ZILIO	1	1	2	4	0.25
2	13	CASTRO SHEILLA	1	1	2	4	0.25
2	8	LINS DANIELE RODRIGUES	1	2	-	3	0.25
2	6	MENEZES THAISA DAHER	1	3	-	4	0.25
2	5	GATTAZ CAROLINE	1	5	-	6	0.25
-	2	TAKAGUI ANA TIEMI	-	-	-	-	
-	14	OLIVEIRA FABIANA	-	-	-	-	
-	15	SILVA ADENIZIA	-	-	-	-	
-	16	BIDIAS REGIANE	-	-	-	-	
-	18	DA SILVA JOYCE	-	-	-	-	
-	19	BRAIT CAMILA	-	-	-	-	
<b>Others</b>			-	-	-	-	
<b>Total Team</b>			9	18	12	39	2.25


## VIII Women's Pan American Cup 2009 SEMIFINALS

**Match:** 34 **Date:** 7/3/2009 **Spectators:** 2,500  
**City:** MIAMI, FLORIDA  
**Hall:** UNIVERSITY OF MIAMI  
**Match duration:** Start: 21:00 End: 22:57 Total: 1:57

Teams	Sets	1	2	3	4	5	Total
<b>USA</b>	<b>1</b>	25	22	19	14		80
<b>BRA</b>	<b>3</b>	22	25	25	25		97
<b>Set duration</b>		0:27	0:28	0:30	0:23		1:48



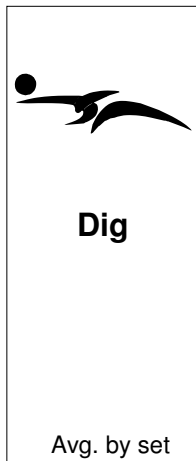
## BRA • BRAZIL



Rk	No	Name	Aces	Faults	Serve Hits	Total Attempts	Note
1	10	GONZAGA WELISSA DE SOUZA	2	1	10	13	0.50
2	13	CASTRO SHEILLA	1	1	20	22	0.25
-	2	TAKAGUI ANA TIEMI	-	-	2	2	
-	3	STEINBRECHER MARIANNE	-	-	3	3	
-	6	MENEZES THAISA DAHER	-	-	5	5	
-	8	LINS DANIELE RODRIGUES	-	-	16	16	
-	11	PEREIRA NATALIA ZILIO	-	-	14	14	
-	14	OLIVEIRA FABIANA	-	-	-	-	
-	15	SILVA ADENIZIA	-	-	-	-	
-	16	BIDIAS REGIANE	-	-	-	-	
-	18	DA SILVA JOYCE	-	-	-	-	
-	19	BRAIT CAMILA	-	-	-	-	
-	1	CLAUDINO FABIANA MARCELINO	-	2	12	14	
-	5	GATTAZ CAROLINE	-	1	6	7	
<b>Others</b>			-	-	-	-	
<b>Total Team</b>			3	5	88	96	0.75



Opponent errors & Team faults	27	-		27	
-------------------------------	----	---	--	----	--



Rk	No	Name	Digs	Faults	Receptions	Total Attempts	Note
1	10	GONZAGA WELISSA DE SOUZA	11	2	10	23	2.75
1	11	PEREIRA NATALIA ZILIO	11	2	7	20	2.75
3	14	OLIVEIRA FABIANA	10	7	19	36	2.50
4	13	CASTRO SHEILLA	4	2	5	11	1.00
5	3	STEINBRECHER MARIANNE	1	-	2	3	0.25
5	8	LINS DANIELE RODRIGUES	1	1	9	11	0.25
5	1	CLAUDINO FABIANA MARCELINO	1	2	1	4	0.25
-	2	TAKAGUI ANA TIEMI	-	-	-	-	
-	5	GATTAZ CAROLINE	-	-	2	2	
-	6	MENEZES THAISA DAHER	-	-	-	-	
-	15	SILVA ADENIZIA	-	-	-	-	
-	16	BIDIAS REGIANE	-	-	-	-	
-	18	DA SILVA JOYCE	-	-	-	-	
-	19	BRAIT CAMILA	-	-	-	-	
<b>Others</b>			-	-	-	-	
<b>Total Team</b>			39	16	55	110	9.75

## VIII Women's Pan American Cup 2009 SEMIFINALS

**Match:** 34 **Date:** 7/3/2009 **Spectators:** 2,500  
**City:** MIAMI, FLORIDA  
**Hall:** UNIVERSITY OF MIAMI  
**Match duration:** Start: 21:00 End: 22:57 Total: 1:57

Teams	Sets	1	2	3	4	5	Total
<b>USA</b>	<b>1</b>	25	22	19	14		80
<b>BRA</b>	<b>3</b>	22	25	25	25		97
<b>Set duration</b>		0:27	0:28	0:30	0:23		1:48



### BRA • BRAZIL

**Set**

Avg. by set

Rk	No	Name	Running Sets	Faults	Still Sets	Total Attempts	Note
1	8	LINS DANIELE RODRIGUES	32	2	94	128	8.00
2	13	CASTRO SHEILLA	1	-	3	4	0.25
-	1	CLAUDINO FABIANA MARCELINO	-	-	3	3	
-	2	TAKAGUI ANA TIEMI	-	-	3	3	
-	3	STEINBRECHER MARIANNE	-	-	-	-	
-	5	GATTAZ CAROLINE	-	-	2	2	
-	6	MENEZES THAISA DAHER	-	-	-	-	
-	11	PEREIRA NATALIA ZILIO	-	-	-	-	
-	14	OLIVEIRA FABIANA	-	-	1	1	
-	15	SILVA ADENIZIA	-	-	-	-	
-	16	BIDIAS REGIANE	-	-	-	-	
-	18	DA SILVA JOYCE	-	-	-	-	
-	19	BRAIT CAMILA	-	-	-	-	
-	10	GONZAGA WELISSA DE SOUZA	-	1	1	2	
<b>Others</b>			-	-	-	-	
<b>Total Team</b>			33	3	107	143	8.25

**Reception**

Eff. %  
Limit: 25.00%

Rk	No	Name	Excellents	Faults	Serve Receptions	Total Attempts	Note
1	10	GONZAGA WELISSA DE SOUZA	22	1	9	32	65.63
2	14	OLIVEIRA FABIANA	14	-	8	22	63.64
-	3	STEINBRECHER MARIANNE	7	-	3	10	
-	11	PEREIRA NATALIA ZILIO	4	1	5	10	
-	1	CLAUDINO FABIANA MARCELINO	-	-	-	-	
-	2	TAKAGUI ANA TIEMI	-	-	-	-	
-	5	GATTAZ CAROLINE	-	-	-	-	
-	6	MENEZES THAISA DAHER	-	-	-	-	
-	8	LINS DANIELE RODRIGUES	-	-	-	-	
-	13	CASTRO SHEILLA	-	-	-	-	
-	15	SILVA ADENIZIA	-	-	-	-	
-	16	BIDIAS REGIANE	-	-	-	-	
-	18	DA SILVA JOYCE	-	-	-	-	
-	19	BRAIT CAMILA	-	-	-	-	
<b>Others</b>			-	-	-	-	
<b>Total Team</b>			47	2	25	74	60.81