



P-2 VOLLEYBALL • Match result



VIII Women's Pan American Cup 2009
GROUP A (UNIVERSITY OF MIAMI)

Match: 14 **Date:** 6/28/2009 **Spectators:** 1,734
City: MIAMI, FLORIDA
Hall: UNIVERSITY OF MIAMI
Match duration: Start: 20:00 End: 21:15 Total: 1:15

Teams	Sets	1	2	3	4	5	Total
USA	3	25	25	25			75
MEX	0	19	14	11			44
Set duration		0:25	0:23	0:21			1:09

Referees: Angela Grass (BRA) & Brian Charles (TRI)

USA • UNITED STATES OF AMERICA		1	2	3	4	5	Pts
2	SCOTT-ARRUDA DANIELLE	■	■	■			11
3	HANEEF-PARK TAYYIBA	□	□	□			
4	PRESSEY ANGELA						
5	L SYKORA STACY						
6	L DAVIS NICOLE	L	L	L			
7	BOWN HEATHER						
8	BARBOZA CYNTHIA	□	□	□			
10	RICHARDS KRISTIN	■	■	■			7
11	LARSEN JORDAN	■	■	■			11
12	METCALF NANCY	■	■	■			20
15	THOMPSON COURTNEY						
16	HARMOTTO CHRISTA	■	■	■			7
17	SPICER MARY	■	■	■			3
19	COLLYMORE JANE						

Coach: HUGH McCUTCHEON (NZL)
Assistant: KARCH KIRALY (USA)


MEX • MEXICO		1	2	3	4	5	Pts
2	RUIZ MIGDALEL	■	■	■			9
3	CORDOVA CELIDA	■	■	□			1
4	CASTILLEJA VICTORIA	■	■	■			
5	ORELLANA ZAIRA	□	□				
6	L LOPEZ LIZETH	L	L	L			
8	LOPEZ JULIETA	□	□	□			
10	REVUELTA MARTHA	■	■	■			9
11	CARRANZA CAROLINA	■	■	■			1
12	ESCOBAR EVELYN			□	□		
13	MEZA OLIVIA	■	■	■			4
16	CORONA GABRIELA						
17	ORTEGA NANCY	□	□	■			

Coach: SAMUEL CIBRIAN (MEX)
Assistant: NERI BERNAL (MEX)

TEAMS AND PLAYERS PERFORMANCES

Won Pts	Total Atts	No Name	Scoring Skills	Won Pts	Total Atts	No Name
42	96	Total Team		20	83	Total Team
16	28	12 METCALF NANCY	Spike	8	27	2 RUIZ MIGDALEL
10	23	11 LARSEN JORDAN		7	28	10 REVUELTA MARTHA
7	13	2 SCOTT-ARRUDA		4	17	13 MEZA OLIVIA
9	33	Total Team	Block	4	23	Total Team
3	10	2 SCOTT-ARRUDA		2	4	10 REVUELTA MARTHA
3	5	12 METCALF NANCY		1	1	2 RUIZ MIGDALEL
2	8	16 HARMOTTO CHRISTA	1	9	11 CARRANZA CAROLINA	
8	73	Total Team	Serve	0	46	Total Team
4	9	16 HARMOTTO CHRISTA				
2	16	17 SPICER MARY				
1	8	2 SCOTT-ARRUDA				
16		Total Team	Opp. error	20		Total Team
75	202	Total Team		44	152	Total Team
20	43	12 METCALF NANCY	Best Scorer	9	38	2 RUIZ MIGDALEL

■ Starting line-up Pts = Points scored [nn] = Captain
□ Substitute Atts = Attempts L = Libero
Opp = Opponent





P-3 VOLLEYBALL • Match players ranking




VIII Women's Pan American Cup 2009
GROUP A (UNIVERSITY OF MIAMI)

Match: 14 **Date:** 6/28/2009 **Spectators:** 1,734
City: MIAMI, FLORIDA
Hall: UNIVERSITY OF MIAMI
Match duration: Start: 20:00 End: 21:15 Total: 1:15

Teams	Sets	1	2	3	4	5	Total
USA	3	25	25	25			75
MEX	0	19	14	11			44
Set duration		0:25	0:23	0:21			1:09




USA • UNITED STATES OF AMERICA



Spike

Succ. %
Limit: 15.00%

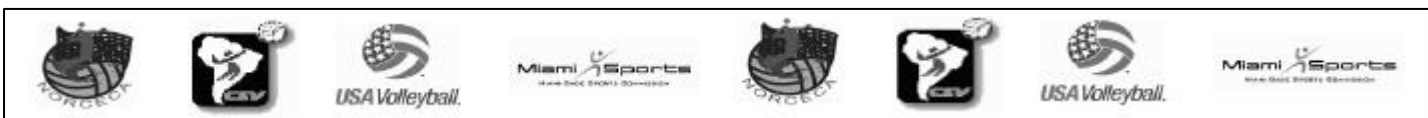
Rk	No	Name	Spikes	Faults	Shots	Total Attempts	Note
1	12	METCALF NANCY	16	2	10	28	57.14
2	11	LARSEN JORDAN	10	5	8	23	43.48
3	10	RICHARDS KRISTIN	7	4	15	26	26.92
-	2	SCOTT-ARRUDA DANIELLE	7	2	4	13	
-	17	SPICER MARY	1	-	2	3	
-	16	HARMOTTO CHRISTA	1	1	1	3	
-	3	HANEEF-PARK TAYYIBA	-	-	-	-	
-	4	PRESSEY ANGELA	-	-	-	-	
-	5	SYKORA STACY	-	-	-	-	
-	6	DAVIS NICOLE	-	-	-	-	
-	7	BOWN HEATHER	-	-	-	-	
-	8	BARBOZA CYNTHIA	-	-	-	-	
-	15	THOMPSON COURTNEY	-	-	-	-	
-	19	COLLYMORE JANE	-	-	-	-	
Others			-	-	-	-	
Total Team			42	14	40	96	43.75



Block

Avg. by set

Rk	No	Name	Kill Blocks	Faults	Rebounds	Total Attempts	Note
1	2	SCOTT-ARRUDA DANIELLE	3	1	6	10	1.00
1	12	METCALF NANCY	3	1	1	5	1.00
3	16	HARMOTTO CHRISTA	2	-	6	8	0.67
4	11	LARSEN JORDAN	1	2	1	4	0.33
-	3	HANEEF-PARK TAYYIBA	-	-	-	-	
-	4	PRESSEY ANGELA	-	-	-	-	
-	5	SYKORA STACY	-	-	-	-	
-	6	DAVIS NICOLE	-	-	-	-	
-	7	BOWN HEATHER	-	-	-	-	
-	8	BARBOZA CYNTHIA	-	-	-	-	
-	15	THOMPSON COURTNEY	-	-	-	-	
-	19	COLLYMORE JANE	-	-	-	-	
-	10	RICHARDS KRISTIN	-	1	3	4	
-	17	SPICER MARY	-	1	1	2	
Others			-	-	-	-	
Total Team			9	6	18	33	3.00





P-3 VOLLEYBALL • Match players ranking




VIII Women's Pan American Cup 2009
GROUP A (UNIVERSITY OF MIAMI)

Match: 14 **Date:** 6/28/2009 **Spectators:** 1,734
City: MIAMI, FLORIDA
Hall: UNIVERSITY OF MIAMI
Match duration: Start: 20:00 End: 21:15 Total: 1:15

Teams	Sets	1	2	3	4	5	Total
USA	3	25	25	25			75
MEX	0	19	14	11			44
Set duration		0:25	0:23	0:21			1:09



USA • UNITED STATES OF AMERICA




Serve

Avg. by set

Rk	No	Name	Aces	Faults	Serve Hits	Total Attempts	Note
1	16	HARMOTTO CHRISTA	4	1	4	9	1.33
2	17	SPICER MARY	2	2	12	16	0.67
3	2	SCOTT-ARRUDA DANIELLE	1	-	7	8	0.33
3	12	METCALF NANCY	1	1	8	10	0.33
-	3	HANEEF-PARK TAYYIBA	-	-	-	-	
-	4	PRESSEY ANGELA	-	-	-	-	
-	5	SYKORA STACY	-	-	-	-	
-	6	DAVIS NICOLE	-	-	-	-	
-	7	BOWN HEATHER	-	-	-	-	
-	8	BARBOZA CYNTHIA	-	-	3	3	
-	15	THOMPSON COURTNEY	-	-	-	-	
-	19	COLLYMORE JANE	-	-	-	-	
-	10	RICHARDS KRISTIN	-	1	13	14	
-	11	LARSEN JORDAN	-	3	10	13	
Others			-	-	-	-	
Total Team			8	8	57	73	2.67

Team

Opponent errors & Team faults	16	-	16
-------------------------------	----	---	----



Dig

Avg. by set

Rk	No	Name	Digs	Faults	Receptions	Total Attempts	Note
1	6	DAVIS NICOLE	10	3	5	18	3.33
2	12	METCALF NANCY	6	-	2	8	2.00
2	10	RICHARDS KRISTIN	6	2	3	11	2.00
4	16	HARMOTTO CHRISTA	2	-	3	5	0.67
4	17	SPICER MARY	2	1	9	12	0.67
4	2	SCOTT-ARRUDA DANIELLE	2	3	1	6	0.67
7	11	LARSEN JORDAN	1	3	5	9	0.33
-	3	HANEEF-PARK TAYYIBA	-	-	-	-	
-	4	PRESSEY ANGELA	-	-	-	-	
-	5	SYKORA STACY	-	-	-	-	
-	7	BOWN HEATHER	-	-	-	-	
-	8	BARBOZA CYNTHIA	-	-	-	-	
-	15	THOMPSON COURTNEY	-	-	-	-	
-	19	COLLYMORE JANE	-	-	-	-	
Others			-	-	-	-	
Total Team			29	12	28	69	9.67





P-3 VOLLEYBALL • Match players ranking




VIII Women's Pan American Cup 2009
GROUP A (UNIVERSITY OF MIAMI)

Match: 14 **Date:** 6/28/2009 **Spectators:** 1,734
City: MIAMI, FLORIDA
Hall: UNIVERSITY OF MIAMI
Match duration: Start: 20:00 End: 21:15 Total: 1:15

Teams	Sets	1	2	3	4	5	Total
USA	3	25	25	25			75
MEX	0	19	14	11			44
Set duration		0:25	0:23	0:21			1:09




USA • UNITED STATES OF AMERICA



Set

Avg. by set

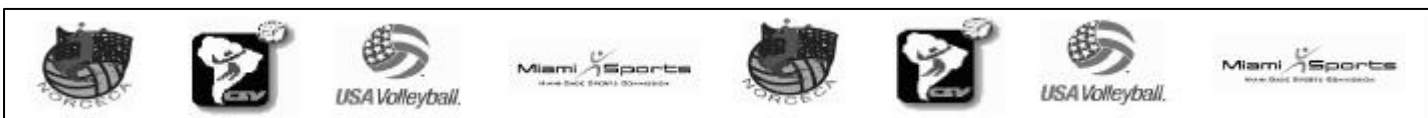
Rk	No	Name	Running Sets	Faults	Still Sets	Total Attempts	Note
1	17	SPICER MARY	16	-	59	75	5.33
-	2	SCOTT-ARRUDA DANIELLE	-	-	1	1	
-	3	HANEEF-PARK TAYYIBA	-	-	-	-	
-	4	PRESSEY ANGELA	-	-	-	-	
-	5	SYKORA STACY	-	-	-	-	
-	6	DAVIS NICOLE	-	-	9	9	
-	7	BOWN HEATHER	-	-	-	-	
-	8	BARBOZA CYNTHIA	-	-	-	-	
-	10	RICHARDS KRISTIN	-	-	2	2	
-	11	LARSEN JORDAN	-	-	2	2	
-	12	METCALF NANCY	-	-	2	2	
-	15	THOMPSON COURTNEY	-	-	-	-	
-	16	HARMOTTO CHRISTA	-	-	-	-	
-	19	COLLYMORE JANE	-	-	-	-	
Others			-	-	-	-	
Total Team			16	-	75	91	5.33



Reception

Eff. %
Limit: 25.00%

Rk	No	Name	Excellents	Faults	Serve Receptions	Total Attempts	Note
1	10	RICHARDS KRISTIN	10	-	8	18	55.56
2	11	LARSEN JORDAN	9	-	8	17	52.94
-	6	DAVIS NICOLE	6	-	2	8	
-	2	SCOTT-ARRUDA DANIELLE	1	-	-	1	
-	3	HANEEF-PARK TAYYIBA	-	-	-	-	
-	4	PRESSEY ANGELA	-	-	-	-	
-	5	SYKORA STACY	-	-	-	-	
-	7	BOWN HEATHER	-	-	-	-	
-	8	BARBOZA CYNTHIA	-	-	-	-	
-	12	METCALF NANCY	-	-	-	-	
-	15	THOMPSON COURTNEY	-	-	-	-	
-	16	HARMOTTO CHRISTA	-	-	-	-	
-	17	SPICER MARY	-	-	-	-	
-	19	COLLYMORE JANE	-	-	-	-	
Others			-	-	-	-	
Total Team			26	-	18	44	59.09






P-3 VOLLEYBALL • Match players ranking



VIII Women's Pan American Cup 2009
GROUP A (UNIVERSITY OF MIAMI)

Match: 14 **Date:** 6/28/2009 **Spectators:** 1,734
City: MIAMI, FLORIDA
Hall: UNIVERSITY OF MIAMI
Match duration: Start: 20:00 End: 21:15 Total: 1:15


Teams	Sets	1	2	3	4	5	Total
USA	3	25	25	25			75
MEX	0	19	14	11			44
Set duration		0:25	0:23	0:21			1:09

Spike

Succ. %
Limit: 15.00%

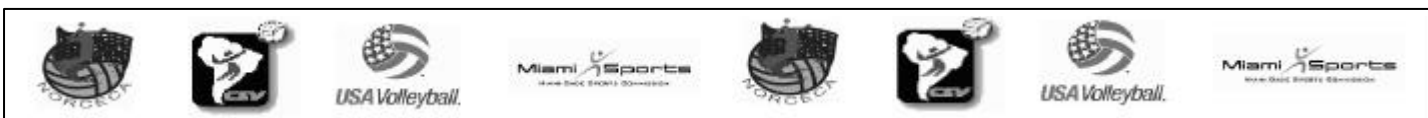
Rk	No	Name	Spikes	Faults	Shots	Total Attempts	Note
1	2	RUIZ MIGDALEL	8	8	11	27	29.63
2	10	REVUELTA MARTHA	7	4	17	28	25.00
3	13	MEZA OLIVIA	4	4	9	17	23.53
-	4	CASTILLEJA VICTORIA	-	2	2	4	
-	3	CORDOVA CELIDA	1	-	2	3	
-	8	LOPEZ JULIETA	-	1	1	2	
-	11	CARRANZA CAROLINA	-	1	1	2	
-	5	ORELLANA ZAIRA	-	-	-	-	
-	6	LOPEZ LIZETH	-	-	-	-	
-	12	ESCOBAR EVELYN	-	-	-	-	
-	16	CORONA GABRIELA	-	-	-	-	
-	17	ORTEGA NANCY	-	-	-	-	
Others			-	-	-	-	
Total Team			20	20	43	83	24.10



Block

Avg. by set

Rk	No	Name	Kill Blocks	Faults	Rebounds	Total Attempts	Note
1	10	REVUELTA MARTHA	2	1	1	4	0.67
2	2	RUIZ MIGDALEL	1	-	-	1	0.33
2	11	CARRANZA CAROLINA	1	3	5	9	0.33
-	4	CASTILLEJA VICTORIA	-	-	4	4	
-	6	LOPEZ LIZETH	-	-	-	-	
-	8	LOPEZ JULIETA	-	-	-	-	
-	12	ESCOBAR EVELYN	-	-	-	-	
-	16	CORONA GABRIELA	-	-	-	-	
-	13	MEZA OLIVIA	-	1	1	2	
-	3	CORDOVA CELIDA	-	1	-	1	
-	5	ORELLANA ZAIRA	-	1	-	1	
-	17	ORTEGA NANCY	-	1	-	1	
Others			-	-	-	-	
Total Team			4	8	11	23	1.33






P-3 VOLLEYBALL • Match players ranking



VIII Women's Pan American Cup 2009
GROUP A (UNIVERSITY OF MIAMI)

Match: 14 **Date:** 6/28/2009 **Spectators:** 1,734
City: MIAMI, FLORIDA
Hall: UNIVERSITY OF MIAMI
Match duration: Start: 20:00 End: 21:15 Total: 1:15

Teams	Sets	1	2	3	4	5	Total
USA	3	25	25	25			75
MEX	0	19	14	11			44
Set duration		0:25	0:23	0:21			1:09


Serve

Avg. by set

Rk	No	Name	Aces	Faults	Serve Hits	Total Attempts	Note
-	3	CORDOVA CELIDA	-	-	3	3	
-	4	CASTILLEJA VICTORIA	-	-	5	5	
-	5	ORELLANA ZAIRA	-	-	2	2	
-	6	LOPEZ LIZETH	-	-	-	-	
-	8	LOPEZ JULIETA	-	-	1	1	
-	11	CARRANZA CAROLINA	-	-	6	6	
-	12	ESCOBAR EVELYN	-	-	-	-	
-	13	MEZA OLIVIA	-	-	8	8	
-	16	CORONA GABRIELA	-	-	-	-	
-	17	ORTEGA NANCY	-	-	4	4	
-	2	RUIZ MIGDALEL	-	1	9	10	
-	10	REVUELTA MARTHA	-	1	6	7	
Others			-	-	-	-	
Total Team			-	2	44	46	

Team

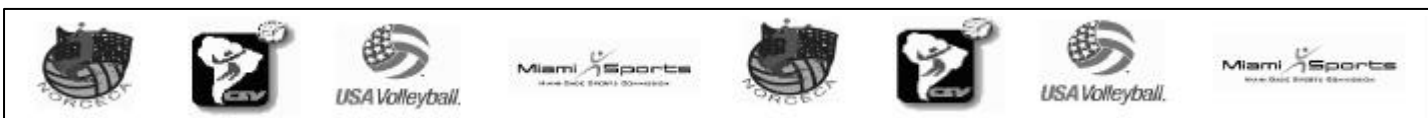
Opponent errors & Team faults	20	-		20	
-------------------------------	----	---	--	----	--



Dig

Avg. by set

Rk	No	Name	Digs	Faults	Receptions	Total Attempts	Note
1	6	LOPEZ LIZETH	8	8	5	21	2.67
2	2	RUIZ MIGDALEL	3	-	6	9	1.00
2	11	CARRANZA CAROLINA	3	-	-	3	1.00
4	10	REVUELTA MARTHA	2	1	5	8	0.67
4	3	CORDOVA CELIDA	2	3	4	9	0.67
6	4	CASTILLEJA VICTORIA	1	-	1	2	0.33
6	5	ORELLANA ZAIRA	1	-	-	1	0.33
6	13	MEZA OLIVIA	1	2	1	4	0.33
-	8	LOPEZ JULIETA	-	-	-	-	
-	12	ESCOBAR EVELYN	-	-	-	-	
-	16	CORONA GABRIELA	-	-	-	-	
-	17	ORTEGA NANCY	-	1	-	1	
Others			-	-	-	-	
Total Team			21	15	22	58	7.00





P-3 VOLLEYBALL • Match players ranking



VIII Women's Pan American Cup 2009
GROUP A (UNIVERSITY OF MIAMI)

Match: 14 **Date:** 6/28/2009 **Spectators:** 1,734
City: MIAMI, FLORIDA
Hall: UNIVERSITY OF MIAMI
Match duration: Start: 20:00 End: 21:15 Total: 1:15

Teams	Sets	1	2	3	4	5	Total
USA	3	25	25	25			75
MEX	0	19	14	11			44
Set duration		0:25	0:23	0:21			1:09



Set

Avg. by set

Rk	No	Name	Running Sets	Faults	Still Sets	Total Attempts	Note
1	3	CORDOVA CELIDA	1	-	58	59	0.33
1	17	ORTEGA NANCY	1	-	15	16	0.33
-	2	RUIZ MIGDALEL	-	-	2	2	
-	4	CASTILLEJA VICTORIA	-	-	1	1	
-	5	ORELLANA ZAIRA	-	-	1	1	
-	6	LOPEZ LIZETH	-	-	2	2	
-	8	LOPEZ JULIETA	-	-	-	-	
-	10	REVUELTA MARTHA	-	-	-	-	
-	11	CARRANZA CAROLINA	-	-	1	1	
-	12	ESCOBAR EVELYN	-	-	-	-	
-	13	MEZA OLIVIA	-	-	1	1	
-	16	CORONA GABRIELA	-	-	-	-	
Others			-	-	-	-	
Total Team			2	-	81	83	0.67

Reception

Eff. %
Limit: 25.00%

Rk	No	Name	Excellents	Faults	Serve Receptions	Total Attempts	Note
1	2	RUIZ MIGDALEL	21	1	6	28	71.43
2	6	LOPEZ LIZETH	16	3	-	19	68.42
-	10	REVUELTA MARTHA	10	2	4	16	
-	3	CORDOVA CELIDA	-	-	-	-	
-	5	ORELLANA ZAIRA	-	-	-	-	
-	8	LOPEZ JULIETA	-	-	-	-	
-	11	CARRANZA CAROLINA	-	-	-	-	
-	13	MEZA OLIVIA	-	-	-	-	
-	16	CORONA GABRIELA	-	-	-	-	
-	17	ORTEGA NANCY	-	-	-	-	
-	4	CASTILLEJA VICTORIA	-	1	-	1	
-	12	ESCOBAR EVELYN	-	1	-	1	
Others			-	-	-	-	
Total Team			47	8	10	65	60.00

