



P-2 VOLLEYBALL • Match result



VIII Women's Pan American Cup 2009
GROUP A (UNIVERSITY OF MIAMI)

Match: 4 **Date:** 6/26/2009 **Spectators:** 825
City: MIAMI, FLORIDA
Hall: UNIVERSITY OF MIAMI
Match duration: Start: 20:07 End: 21:14 Total: 1:07

Teams	Sets	1	2	3	4	5	Total
USA	3	25	25	25			75
CRC	0	7	6	16			29
Set duration		0:21	0:18	0:22			1:01

Referees: Brian Charles (TRI) & Nicolas Benjamin (FRA)

USA • UNITED STATES OF AMERICA		1	2	3	4	5	Pts
2	SCOTT-ARRUDA DANIELLE	■	■	■			6
3	HANEEF-PARK TAYYIBA	□	■				4
4	PRESSEY ANGELA						
5	L SYKORA STACY				L		
6	L DAVIS NICOLE		L	L			
7	BOWN HEATHER	■	■	■			7
8	BARBOZA CYNTHIA	□	■				5
10	RICHARDS KRISTIN	■	■				9
11	LARSEN JORDAN	■	■	■			14
12	METCALF NANCY	■	■				11
15	THOMPSON COURTNEY		□	■			
16	HARMOTTO CHRISTA						
17	SPICER MARY	■	■				1
19	COLLYMORE JANE						

Coach: HUGH McCUTCHEON (NZL)
Assistant: KARCH KIRALY (USA)

CRC • COSTA RICA		1	2	3	4	5	Pts
1	THOMPSON DIONICIA	■	■	■			1
2	L MURILLO CHAVEZ TATIANA	L	L	L			
5	COPE CHARLES KAREN	■	□	□			2
6	WILLIS LINDO ANGELA	■	■	■			1
7	QUESADA SEQUEIRA MARIELA	□	■	■			2
8	CHAVEZ GONZALEZ SUSANA	□	□				
9	WILLIS LINDO VERANIA	■	■	■			7
10	RAMIREZ VARGAS PAOLA						
11	PINNOCK GIBBONS ONIKCA	■	■	■			3
13	FERNANDEZ MONGE MELISSA	□					
14	FONSECA AVILA IRENE	■	■	■			1
16	HINES CUZA MIJAL					□	
17	L ALFARO ALFARO MARIANELA						

Coach: B. GODINEZ BLANCO (CRC)
Assistant: J. CARVAJAL CARTIN (CRC)

TEAMS AND PLAYERS PERFORMANCES

Won Pts	Total Atts	No Name	Scoring Skills	Won Pts	Total Atts	No Name
43	71	Total Team		14	72	Total Team
12	16	11 LARSEN JORDAN	Spike	6	19	9 WILLIS LINDO VERANIA
9	14	10 RICHARDS KRISTIN		3	17	11 PINNOCK GIBBONS
7	12	12 METCALF NANCY		2	14	5 COPE CHARLES KAREN
6	25	Total Team	Block	1	15	Total Team
3	9	2 SCOTT-ARRUDA		1	6	6 WILLIS LINDO ANGELA
2	6	7 BOWN HEATHER				
1	3	12 METCALF NANCY				
8	73	Total Team	Serve	2	31	Total Team
3	9	12 METCALF NANCY		1	4	9 WILLIS LINDO VERANIA
2	11	11 LARSEN JORDAN		1	9	1 THOMPSON DIONICIA
2	7	8 BARBOZA CYNTHIA				
18		Total Team	Opp. error	12		Total Team
75	169	Total Team		Total	29	118
14	27	11 LARSEN JORDAN	Best Scorer	7	25	9 WILLIS LINDO VERANIA

■ Starting line-up Pts = Points scored [nn] = Captain
□ Substitute Atts = Attempts L = Libero
Opp = Opponent





P-3 VOLLEYBALL • Match players ranking




VIII Women's Pan American Cup 2009
GROUP A (UNIVERSITY OF MIAMI)

Match: 4 **Date:** 6/26/2009 **Spectators:** 825
City: MIAMI, FLORIDA
Hall: UNIVERSITY OF MIAMI
Match duration: Start: 20:07 End: 21:14 Total: 1:07

Teams	Sets	1	2	3	4	5	Total
USA	3	25	25	25			75
CRC	0	7	6	16			29
Set duration		0:21	0:18	0:22			1:01




USA • UNITED STATES OF AMERICA



Spike

Succ. %
Limit: 0.00%

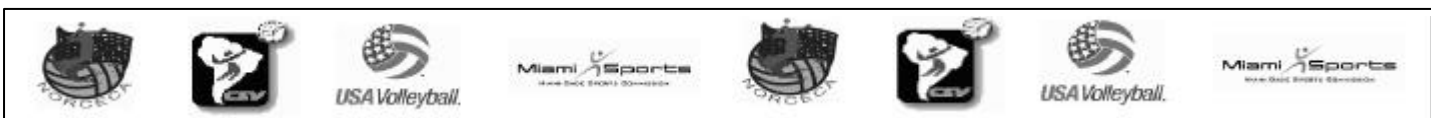
Rk	No	Name	Spikes	Faults	Shots	Total Attempts	Note
1	17	SPICER MARY	1	-	-	1	100.00
2	11	LARSEN JORDAN	12	1	3	16	75.00
3	2	SCOTT-ARRUDA DANIELLE	2	-	1	3	66.67
4	10	RICHARDS KRISTIN	9	1	4	14	64.29
5	8	BARBOZA CYNTHIA	3	2	-	5	60.00
6	12	METCALF NANCY	7	1	4	12	58.33
7	7	BOWN HEATHER	5	1	3	9	55.56
8	3	HANEEF-PARK TAYYIBA	4	1	6	11	36.36
-	4	PRESSEY ANGELA	-	-	-	-	
-	5	SYKORA STACY	-	-	-	-	
-	6	DAVIS NICOLE	-	-	-	-	
-	15	THOMPSON COURTNEY	-	-	-	-	
-	16	HARMOTTO CHRISTA	-	-	-	-	
-	19	COLLYMORE JANE	-	-	-	-	
Others			-	-	-	-	
Total Team			43	7	21	71	60.56



Block

Avg. by set

Rk	No	Name	Kill Blocks	Faults	Rebounds	Total Attempts	Note
1	2	SCOTT-ARRUDA DANIELLE	3	2	4	9	1.00
2	7	BOWN HEATHER	2	1	3	6	0.67
3	12	METCALF NANCY	1	-	2	3	0.33
-	4	PRESSEY ANGELA	-	-	-	-	
-	5	SYKORA STACY	-	-	-	-	
-	6	DAVIS NICOLE	-	-	-	-	
-	8	BARBOZA CYNTHIA	-	-	1	1	
-	10	RICHARDS KRISTIN	-	-	-	-	
-	11	LARSEN JORDAN	-	-	-	-	
-	16	HARMOTTO CHRISTA	-	-	-	-	
-	17	SPICER MARY	-	-	2	2	
-	19	COLLYMORE JANE	-	-	-	-	
-	3	HANEEF-PARK TAYYIBA	-	2	1	3	
-	15	THOMPSON COURTNEY	-	1	-	1	
Others			-	-	-	-	
Total Team			6	6	13	25	2.00





P-3 VOLLEYBALL • Match players ranking




VIII Women's Pan American Cup 2009
GROUP A (UNIVERSITY OF MIAMI)

Match: 4 **Date:** 6/26/2009 **Spectators:** 825
City: MIAMI, FLORIDA
Hall: UNIVERSITY OF MIAMI
Match duration: Start: 20:07 End: 21:14 Total: 1:07

Teams	Sets	1	2	3	4	5	Total
USA	3	25	25	25			75
CRC	0	7	6	16			29
Set duration		0:21	0:18	0:22			1:01



USA • UNITED STATES OF AMERICA




Serve

Avg. by set

Rk	No	Name	Aces	Faults	Serve Hits	Total Attempts	Note
1	12	METCALF NANCY	3	1	5	9	1.00
2	11	LARSEN JORDAN	2	1	8	11	0.67
2	8	BARBOZA CYNTHIA	2	1	4	7	0.67
4	2	SCOTT-ARRUDA DANIELLE	1	1	6	8	0.33
-	3	HANEEF-PARK TAYYIBA	-	-	2	2	
-	4	PRESSEY ANGELA	-	-	-	-	
-	5	SYKORA STACY	-	-	-	-	
-	6	DAVIS NICOLE	-	-	-	-	
-	10	RICHARDS KRISTIN	-	-	11	11	
-	15	THOMPSON COURTNEY	-	-	7	7	
-	16	HARMOTTO CHRISTA	-	-	-	-	
-	17	SPICER MARY	-	-	11	11	
-	19	COLLYMORE JANE	-	-	-	-	
-	7	BOWN HEATHER	-	2	5	7	
Others			-	-	-	-	
Total Team			8	6	59	73	2.67

Team


Opponent errors & Team faults	18	-	18
-------------------------------	----	---	----



Dig

Avg. by set

Rk	No	Name	Digs	Faults	Receptions	Total Attempts	Note
1	6	DAVIS NICOLE	6	2	1	9	2.00
2	10	RICHARDS KRISTIN	4	-	2	6	1.33
2	5	SYKORA STACY	4	1	2	7	1.33
4	11	LARSEN JORDAN	2	-	5	7	0.67
4	12	METCALF NANCY	2	-	4	6	0.67
6	3	HANEEF-PARK TAYYIBA	1	-	-	1	0.33
6	8	BARBOZA CYNTHIA	1	-	2	3	0.33
6	15	THOMPSON COURTNEY	1	-	1	2	0.33
-	2	SCOTT-ARRUDA DANIELLE	-	-	1	1	
-	4	PRESSEY ANGELA	-	-	-	-	
-	7	BOWN HEATHER	-	-	2	2	
-	16	HARMOTTO CHRISTA	-	-	-	-	
-	17	SPICER MARY	-	-	8	8	
-	19	COLLYMORE JANE	-	-	-	-	
Others			-	-	-	-	
Total Team			21	3	28	52	7.00





P-3 VOLLEYBALL • Match players ranking




VIII Women's Pan American Cup 2009
GROUP A (UNIVERSITY OF MIAMI)

Match: 4 **Date:** 6/26/2009 **Spectators:** 825
City: MIAMI, FLORIDA
Hall: UNIVERSITY OF MIAMI
Match duration: Start: 20:07 End: 21:14 Total: 1:07

Teams	Sets	1	2	3	4	5	Total
USA	3	25	25	25			75
CRC	0	7	6	16			29
Set duration		0:21	0:18	0:22			1:01




USA • UNITED STATES OF AMERICA



Set

Avg. by set

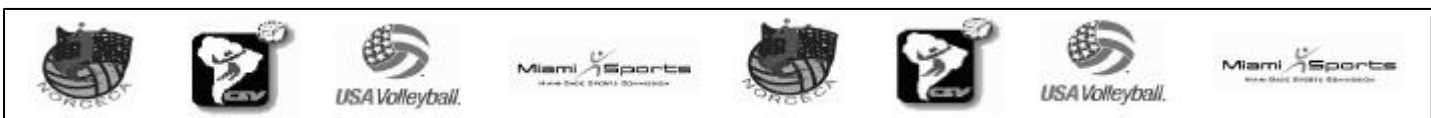
Rk	No	Name	Running Sets	Faults	Still Sets	Total Attempts	Note
1	15	THOMPSON COURTNEY	7	-	20	27	2.33
2	17	SPICER MARY	5	-	23	28	1.67
-	2	SCOTT-ARRUDA DANIELLE	-	-	2	2	
-	3	HANEEF-PARK TAYYIBA	-	-	-	-	
-	4	PRESSEY ANGELA	-	-	-	-	
-	5	SYKORA STACY	-	-	-	-	
-	6	DAVIS NICOLE	-	-	4	4	
-	7	BOWN HEATHER	-	-	1	1	
-	8	BARBOZA CYNTHIA	-	-	1	1	
-	10	RICHARDS KRISTIN	-	-	-	-	
-	11	LARSEN JORDAN	-	-	3	3	
-	12	METCALF NANCY	-	-	-	-	
-	16	HARMOTTO CHRISTA	-	-	-	-	
-	19	COLLYMORE JANE	-	-	-	-	
Others			-	-	-	-	
Total Team			12	-	54	66	4.00



Reception

Eff. %
Limit: 0.00%

Rk	No	Name	Excellents	Faults	Serve Receptions	Total Attempts	Note
1	6	DAVIS NICOLE	2	-	1	3	66.67
1	10	RICHARDS KRISTIN	2	-	1	3	66.67
3	11	LARSEN JORDAN	6	1	4	11	45.45
4	8	BARBOZA CYNTHIA	-	-	2	2	0.00
4	5	SYKORA STACY	1	1	4	6	0.00
-	2	SCOTT-ARRUDA DANIELLE	-	-	-	-	
-	3	HANEEF-PARK TAYYIBA	-	-	-	-	
-	4	PRESSEY ANGELA	-	-	-	-	
-	7	BOWN HEATHER	-	-	-	-	
-	12	METCALF NANCY	-	-	-	-	
-	15	THOMPSON COURTNEY	-	-	-	-	
-	16	HARMOTTO CHRISTA	-	-	-	-	
-	17	SPICER MARY	-	-	-	-	
-	19	COLLYMORE JANE	-	-	-	-	
Others			-	-	-	-	
Total Team			11	2	12	25	36.00





P-3 VOLLEYBALL • Match players ranking




VIII Women's Pan American Cup 2009
GROUP A (UNIVERSITY OF MIAMI)

Match: 4 **Date:** 6/26/2009 **Spectators:** 825
City: MIAMI, FLORIDA
Hall: UNIVERSITY OF MIAMI
Match duration: Start: 20:07 End: 21:14 Total: 1:07

Teams	Sets	1	2	3	4	5	Total
USA	3	25	25	25			75
CRC	0	7	6	16			29
Set duration		0:21	0:18	0:22			1:01




CRC • COSTA RICA



Spike

Succ. %
Limit: 0.00%

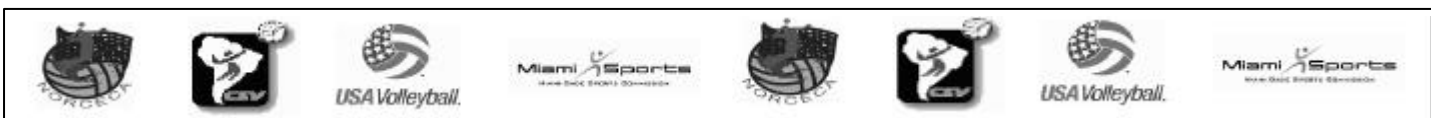
Rk	No	Name	Spikes	Faults	Shots	Total Attempts	Note
1	9	WILLIS LINDO VERANIA	6	3	10	19	31.58
2	7	QUESADA SEQUEIRA MARIELA	2	3	2	7	28.57
3	11	PINNOCK GIBBONS ONIKCA	3	-	14	17	17.65
4	14	FONSECA AVILA IRENE	1	2	3	6	16.67
5	5	COPE CHARLES KAREN	2	6	6	14	14.29
6	1	THOMPSON DIONICIA	-	-	2	2	0.00
6	13	FERNANDEZ MONGE MELISSA	-	-	1	1	0.00
6	16	HINES CUZA MIJAL	-	-	1	1	0.00
6	6	WILLIS LINDO ANGELA	-	2	3	5	0.00
-	2	MURILLO CHAVEZ TATIANA	-	-	-	-	
-	8	CHAVEZ GONZALEZ SUSANA	-	-	-	-	
-	10	RAMIREZ VARGAS PAOLA	-	-	-	-	
-	17	ALFARO ALFARO MARIANELA	-	-	-	-	
Others			-	-	-	-	
Total Team			14	16	42	72	19.44



Block

Avg. by set

Rk	No	Name	Kill Blocks	Faults	Rebounds	Total Attempts	Note
1	6	WILLIS LINDO ANGELA	1	1	4	6	0.33
-	1	THOMPSON DIONICIA	-	-	-	-	
-	2	MURILLO CHAVEZ TATIANA	-	-	-	-	
-	7	QUESADA SEQUEIRA MARIELA	-	-	1	1	
-	8	CHAVEZ GONZALEZ SUSANA	-	-	-	-	
-	10	RAMIREZ VARGAS PAOLA	-	-	-	-	
-	13	FERNANDEZ MONGE MELISSA	-	-	-	-	
-	16	HINES CUZA MIJAL	-	-	-	-	
-	17	ALFARO ALFARO MARIANELA	-	-	-	-	
-	5	COPE CHARLES KAREN	-	1	1	2	
-	9	WILLIS LINDO VERANIA	-	1	1	2	
-	14	FONSECA AVILA IRENE	-	1	1	2	
-	11	PINNOCK GIBBONS ONIKCA	-	2	-	2	
Others			-	-	-	-	
Total Team			1	6	8	15	0.33





P-3 VOLLEYBALL • Match players ranking




VIII Women's Pan American Cup 2009
GROUP A (UNIVERSITY OF MIAMI)

Match: 4 **Date:** 6/26/2009 **Spectators:** 825
City: MIAMI, FLORIDA
Hall: UNIVERSITY OF MIAMI
Match duration: Start: 20:07 End: 21:14 Total: 1:07

Teams	Sets	1	2	3	4	5	Total
USA	3	25	25	25			75
CRC	0	7	6	16			29
Set duration		0:21	0:18	0:22			1:01



CRC • COSTA RICA




Serve

Avg. by set

Rk	No	Name	Aces	Faults	Serve Hits	Total Attempts	Note
1	9	WILLIS LINDO VERANIA	1	-	3	4	0.33
1	1	THOMPSON DIONICIA	1	2	6	9	0.33
-	2	MURILLO CHAVEZ TATIANA	-	-	-	-	
-	5	COPE CHARLES KAREN	-	-	1	1	
-	8	CHAVEZ GONZALEZ SUSANA	-	-	-	-	
-	10	RAMIREZ VARGAS PAOLA	-	-	-	-	
-	11	PINNOCK GIBBONS ONIKCA	-	-	4	4	
-	13	FERNANDEZ MONGE MELISSA	-	-	-	-	
-	16	HINES CUZA MIJAL	-	-	-	-	
-	17	ALFARO ALFARO MARIANELA	-	-	-	-	
-	7	QUESADA SEQUEIRA MARIELA	-	1	3	4	
-	6	WILLIS LINDO ANGELA	-	2	5	7	
-	14	FONSECA AVILA IRENE	-	1	1	2	
Others			-	-	-	-	
Total Team			2	6	23	31	0.67

Team


Opponent errors & Team faults	12	-	12
-------------------------------	----	---	----



Dig

Avg. by set

Rk	No	Name	Digs	Faults	Receptions	Total Attempts	Note
1	11	PINNOCK GIBBONS ONIKCA	4	1	3	8	1.33
2	6	WILLIS LINDO ANGELA	3	3	1	7	1.00
3	1	THOMPSON DIONICIA	2	3	6	11	0.67
3	9	WILLIS LINDO VERANIA	2	4	4	10	0.67
5	14	FONSECA AVILA IRENE	1	-	1	2	0.33
5	2	MURILLO CHAVEZ TATIANA	1	4	-	5	0.33
-	5	COPE CHARLES KAREN	-	-	-	-	
-	8	CHAVEZ GONZALEZ SUSANA	-	-	1	1	
-	10	RAMIREZ VARGAS PAOLA	-	-	-	-	
-	13	FERNANDEZ MONGE MELISSA	-	-	1	1	
-	16	HINES CUZA MIJAL	-	-	-	-	
-	17	ALFARO ALFARO MARIANELA	-	-	-	-	
-	7	QUESADA SEQUEIRA MARIELA	-	1	1	2	
Others			-	-	-	-	
Total Team			13	16	18	47	4.33





P-3 VOLLEYBALL • Match players ranking




VIII Women's Pan American Cup 2009
GROUP A (UNIVERSITY OF MIAMI)

Match: 4 **Date:** 6/26/2009 **Spectators:** 825
City: MIAMI, FLORIDA
Hall: UNIVERSITY OF MIAMI
Match duration: Start: 20:07 End: 21:14 Total: 1:07

Teams	Sets	1	2	3	4	5	Total
USA	3	25	25	25			75
CRC	0	7	6	16			29
Set duration		0:21	0:18	0:22			1:01




CRC • COSTA RICA



Set

Avg. by set

Rk	No	Name	Running Sets	Faults	Still Sets	Total Attempts	Note
1	1	THOMPSON DIONICIA	3	1	33	37	1.00
-	2	MURILLO CHAVEZ TATIANA	-	-	1	1	
-	5	COPE CHARLES KAREN	-	-	-	-	
-	6	WILLIS LINDO ANGELA	-	-	-	-	
-	7	QUESADA SEQUEIRA MARIELA	-	-	1	1	
-	9	WILLIS LINDO VERANIA	-	-	1	1	
-	10	RAMIREZ VARGAS PAOLA	-	-	-	-	
-	11	PINNOCK GIBBONS ONIKCA	-	-	19	19	
-	13	FERNANDEZ MONGE MELISSA	-	-	1	1	
-	14	FONSECA AVILA IRENE	-	-	2	2	
-	16	HINES CUZA MIJAL	-	-	-	-	
-	17	ALFARO ALFARO MARIANELA	-	-	-	-	
-	8	CHAVEZ GONZALEZ SUSANA	-	1	10	11	
Others			-	-	-	-	
Total Team			3	2	68	73	1.00



Reception

Eff. %
Limit: 0.00%

Rk	No	Name	Excellents	Faults	Serve Receptions	Total Attempts	Note
1	5	COPE CHARLES KAREN	3	-	3	6	50.00
2	9	WILLIS LINDO VERANIA	9	2	8	19	36.84
3	2	MURILLO CHAVEZ TATIANA	1	-	4	5	20.00
4	7	QUESADA SEQUEIRA MARIELA	6	3	7	16	18.75
5	6	WILLIS LINDO ANGELA	2	1	10	13	7.69
6	11	PINNOCK GIBBONS ONIKCA	1	1	5	7	0.00
-	8	CHAVEZ GONZALEZ SUSANA	-	-	-	-	
-	10	RAMIREZ VARGAS PAOLA	-	-	-	-	
-	13	FERNANDEZ MONGE MELISSA	-	-	-	-	
-	14	FONSECA AVILA IRENE	-	-	-	-	
-	16	HINES CUZA MIJAL	-	-	-	-	
-	17	ALFARO ALFARO MARIANELA	-	-	-	-	
-	1	THOMPSON DIONICIA	-	1	-	1	
Others			-	-	-	-	
Total Team			22	8	37	67	20.90

